

KEY PLAN

**GENERAL NOTES:**

**MATERIAL**  
 WF: A992 Gr. 50  
 HSS RECTANGULAR/SQUARE: A500 Gr.B Fy=46 ksi  
 HSS ROUND: A513 Gr.B Fy=42 ksi  
 BALANCE: A36

**SHOP CONNECTION**  
 WELDED: E70XX or Equiv.  
 BOLTED: 3/4"Ø A325-N UNO

**FIELD CONNECTION**  
 WELDED: AS SHOWN ON PLAN  
 BOLTED: 3/4"Ø A325-N UNO  
 TIGHTENED TO "SNUG TIGHT" CONDITION

**FINISH**  
 ONE COAT ALKYLID RUST INHIBITIVE PRIMER (UNLESS NOTED)  
 NO PAINT STEEL TO RECEIVE FIREPROOFING  
 NO PAINT WITHIN 3" OF HOLES FOR SLIP CRITICAL BOLTS  
 GALVANIZE ALL STEEL EXPOSED TO WEATHER  
 ALL STEEL IN EXT. UNLIMITED SPACES OR EXPOSED TO WEATHER SHALL BE POWER TOOL CLEANED AND PAINTED W/ AN OIL BASE PAINT

**APPROVAL REVIEW AUTHORITY:**  
 PLEASE REVIEW THIS DRAWING CAREFULLY  
 IF REPRESENTS OUR INTERPRETATION OF THE INTENT OF THE CONTRACT DOCUMENTS. HOWEVER, THE STEEL FABRICATOR AND THE STRUCTURAL STEEL DETAILER ASSUME NO RESPONSIBILITY FOR THE ACCURACY OF THE INFORMATION SHOWN ON THIS DRAWING. THIS IS THE RESPONSIBILITY OF THE BUYER.

IT WILL BE ASSUMED THAT ALL INFORMATION SHOWN HEREIN HAS THE AFFIRMATION OF THE APPROVAL AUTHORITY UNLESS NOTED TO THE CONTRARY ON THIS DRAWING WHEN IT IS RETURNED FOR APPROVAL.

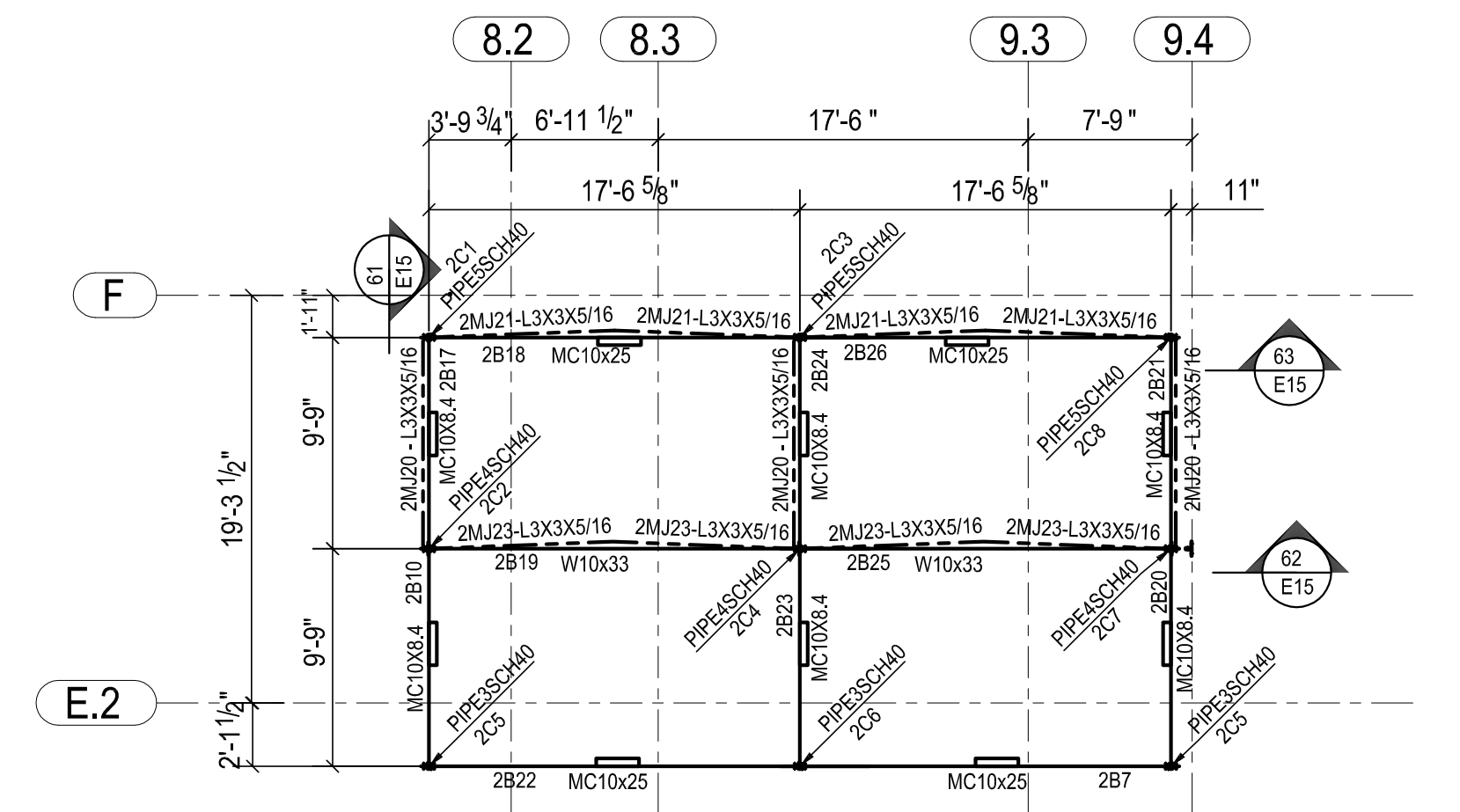
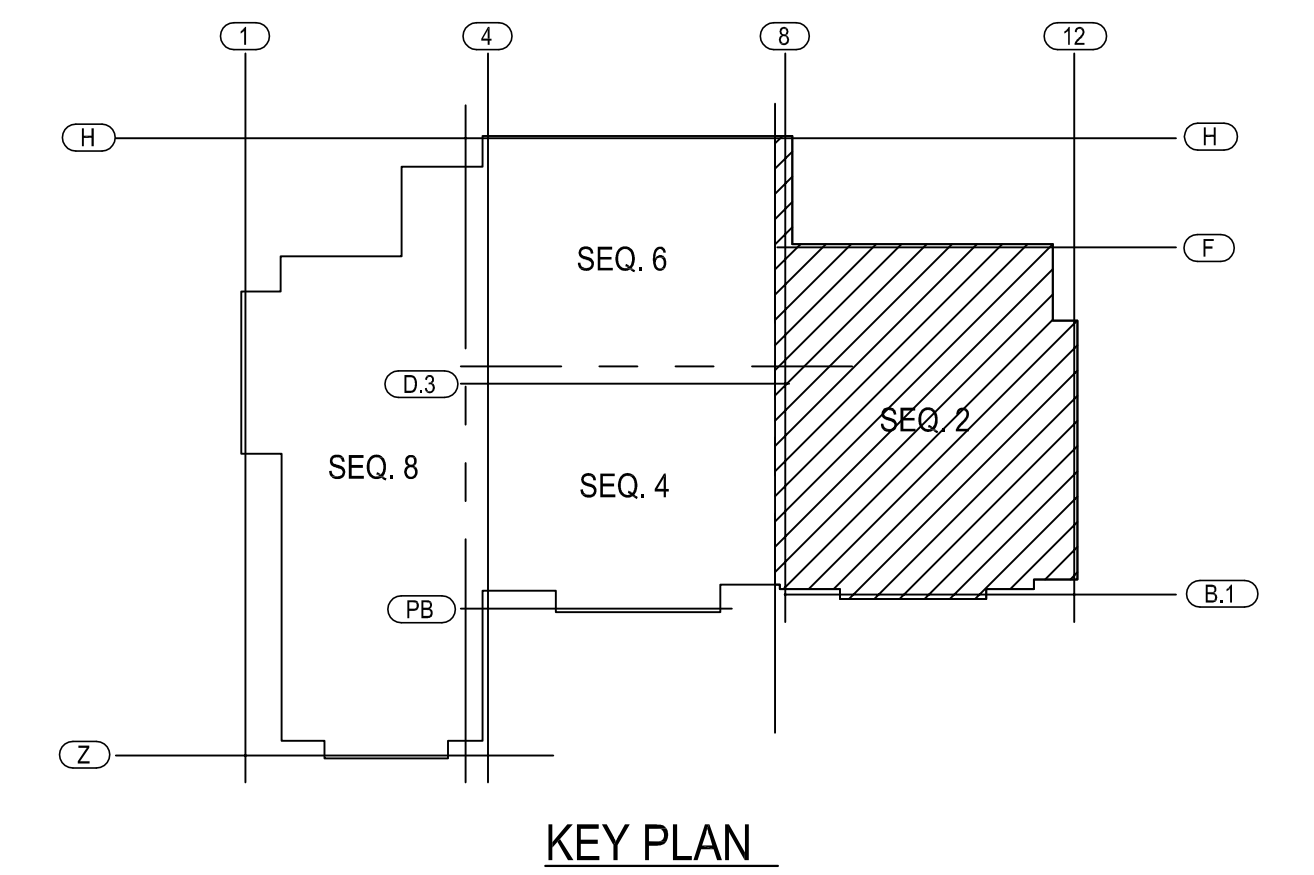

SUBSEQUENT CHANGES TO INFORMATION SHOWN ON THESE DRAWINGS AFTER FIRST SUBMISSION WILL BE CONSIDERED AS CONTRACT CHANGES.

APPROVED BY THE NATIONAL INSTITUTE OF STEEL DESIGNERS (NIST)

- PARTIAL SECOND FLOOR - SEQ 1**
- NOTE:
1. TOP OF STEEL ELEV. IS (+13'-5 1/2") U.N.O. TAKEN FROM DATUM EL. 0'-0" (+67.5')
  2. (10) DENOTES NUMBER OF SHEAR STUDS EQUALLY SPACED ON BEAM
  3. \* INDICATES MOMENT CONNECTION
  4. \* DENOTES W21x44 W/ HOLES THRU WEB SEE TYPICAL DETAILS ON E10
  5. ← DENOTES SLIDE CONN. SEE DETAIL ON E13
  6. ◆ INDICATES BEAM TO RECEIVE #5x24" LONG BAR FIELD WELDED TO TOP FLANGE @ 24" O.C.
  7. [+x'-x"] DENOTES BOTTOM OF STEEL ELEVATION.
  8. FOR SHIMPACK SCHEDULE, SEE DWG. E15.

|      |    |          |                 |
|------|----|----------|-----------------|
| △    | D5 | 05.21.13 | PER FIELD FIX   |
| △    | D5 | 04.28.13 | PER CHECK       |
| △    | D5 | 04.10.13 | ADD DIMENSION   |
| △    | D5 | 03.19.13 | PER CHECK       |
| △    | D5 | 03.08.13 | UPDATE MARKINGS |
| △    | D5 | 02.14.13 | UPDATE MARKINGS |
| △    | D5 | 01.22.13 | PER CHECK       |
| △    | D5 | 01.08.13 | PER CHECK       |
| △    | D5 | 12.21.12 | FOR APPROVAL    |
| REV# | BY | DATE     | REVISION        |

|             |                              |                 |                |
|-------------|------------------------------|-----------------|----------------|
| MATL (UN):  | A36 UNO                      | SURFACE PREP.:  | SHOP PAINT:    |
| HOLES (UN): | 13/16 UNO                    | BOLTS:          | WELDS:         |
|             |                              | 3/4"Ø A325-N UN | E70XX or Equiv |
| TITLE       | PARTIAL SECOND FLOOR - SEQ 1 |                 |                |
| JOB         | MOORESTOWN LIBRARY/TOWN HALL |                 |                |
| LOCATION    | MOORESTOWN, NEW JERSEY       |                 |                |
| CONTR.      |                              |                 |                |
| ENGIN.      | ELTON & THOMPSON, P.C.       |                 |                |
| MADE: D5    | DATE: 01.22.13               | FIELD CHECKED:  | DATE:          |
| CHECKED: D5 | DATE:                        | PLANT:          |                |
| JOB NO.:    | 3369                         | SHEET           | REV.           |
|             |                              | E1              | - 8            |



**PARTIAL ROOF FRAMING PLAN - SEQ 2**

- NOTE:
1. TOP OF STEEL ELEV. IS (+29'-10") TAKEN FROM DATUM EL. 0'-0" (+67.5')
  2. ► INDICATES MOMENT CONNECTION
  3. ALL STEEL HOT DIP GALVANIZED

APPROVAL AUTHORITY:  
 PLEASE REVIEW THIS DRAWING CAREFULLY.  
 IF REPRESENTS OUR EXPERTISE AND THE INTENT OF THE CONTRACT DOCUMENTS, HOWEVER, THE STEEL FABRICATOR AND THE STRUCTURAL STEEL DETAILER ASSUME NO RESPONSIBILITY FOR THE ACCURACY OF THE INFORMATION SHOWN ON THIS DRAWING. THIS IS THE RESPONSIBILITY OF THE SUBMITTER.  
 IT WILL BE ASSUMED THAT ALL INFORMATION SHOWN HEREIN HAS THE APPROVATION OF THE APPROVAL AUTHORITY UNLESS NOTED TO THE CONTRARY ON THIS DRAWING WHEN IT IS RETURNED FROM APPROVAL.  
 SUBSEQUENT CHANGES TO INFORMATION SHOWN ON THESE DRAWINGS AFTER FIRST SUBMISSION WILL BE CONSIDERED AS CONTRACT CHANGES.  
 (ADOPTED BY THE NATIONAL INSTITUTE OF BUILDING SYSTEMS, INC.)

**PARTIAL ROOF FRAMING PLAN - SEQ 2**

- NOTE:
1. TOP OF STEEL ELEV. IS (+27'-0") U.N.O. TAKEN FROM DATUM EL. 0'-0" (+67.5')
  2. ► INDICATES MOMENT CONNECTION
  3. ► INDICATES MAIN BEAM TO HAVE W12X35 ON TOP
  4. \* - DENOTES "K" SERIES JOIST "W/ 5" DEEP JOIST SEAT
  5. BOTT. OF TRUSS ELEV. = +30'-10 1/4"
  6. ◆ INDICATES BEAM TO RECEIVE #5X24" LONG BAR FIELD WELDED TO TOP FLANGE @ 24" O.C.
  7. FOR SHIMPACK SCHEDULE, SEE DWG. E15

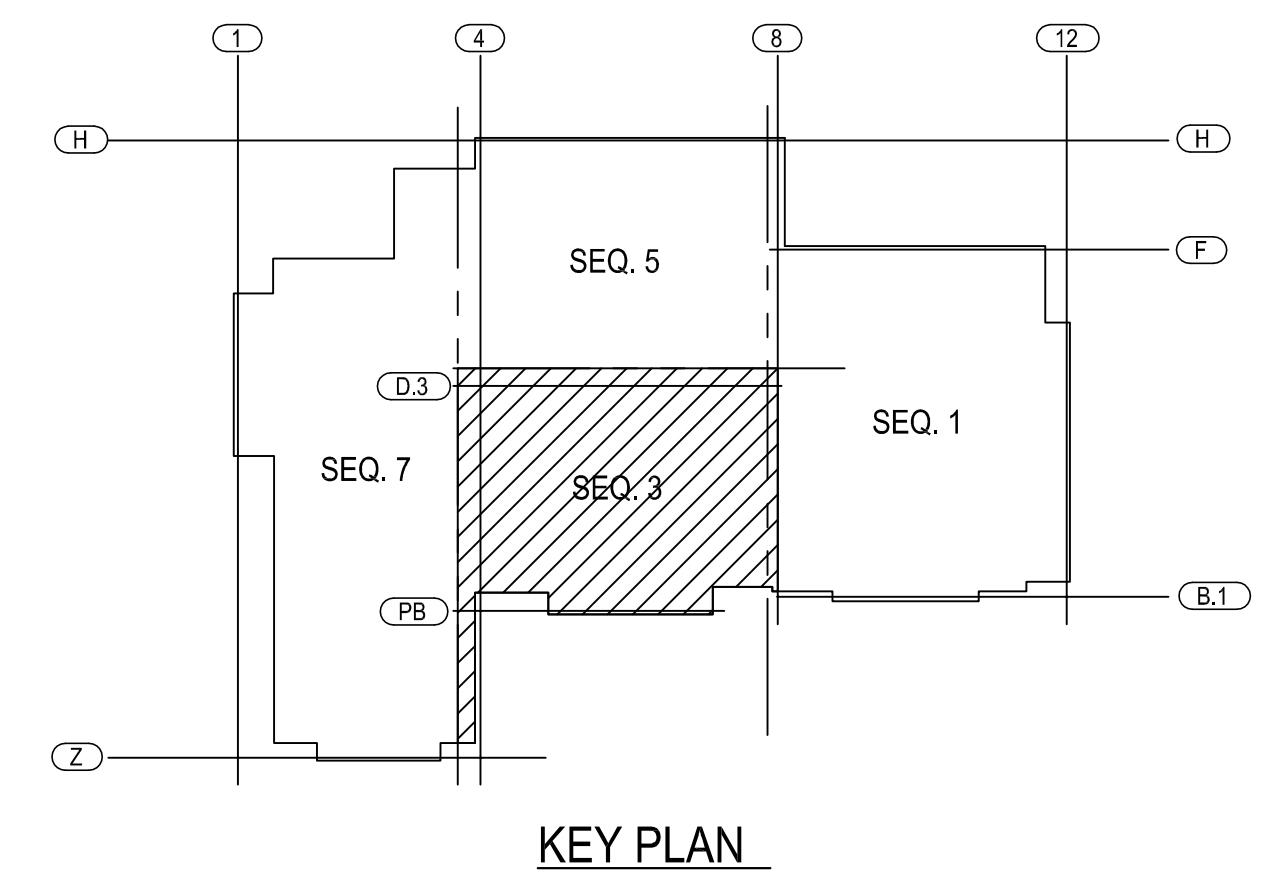
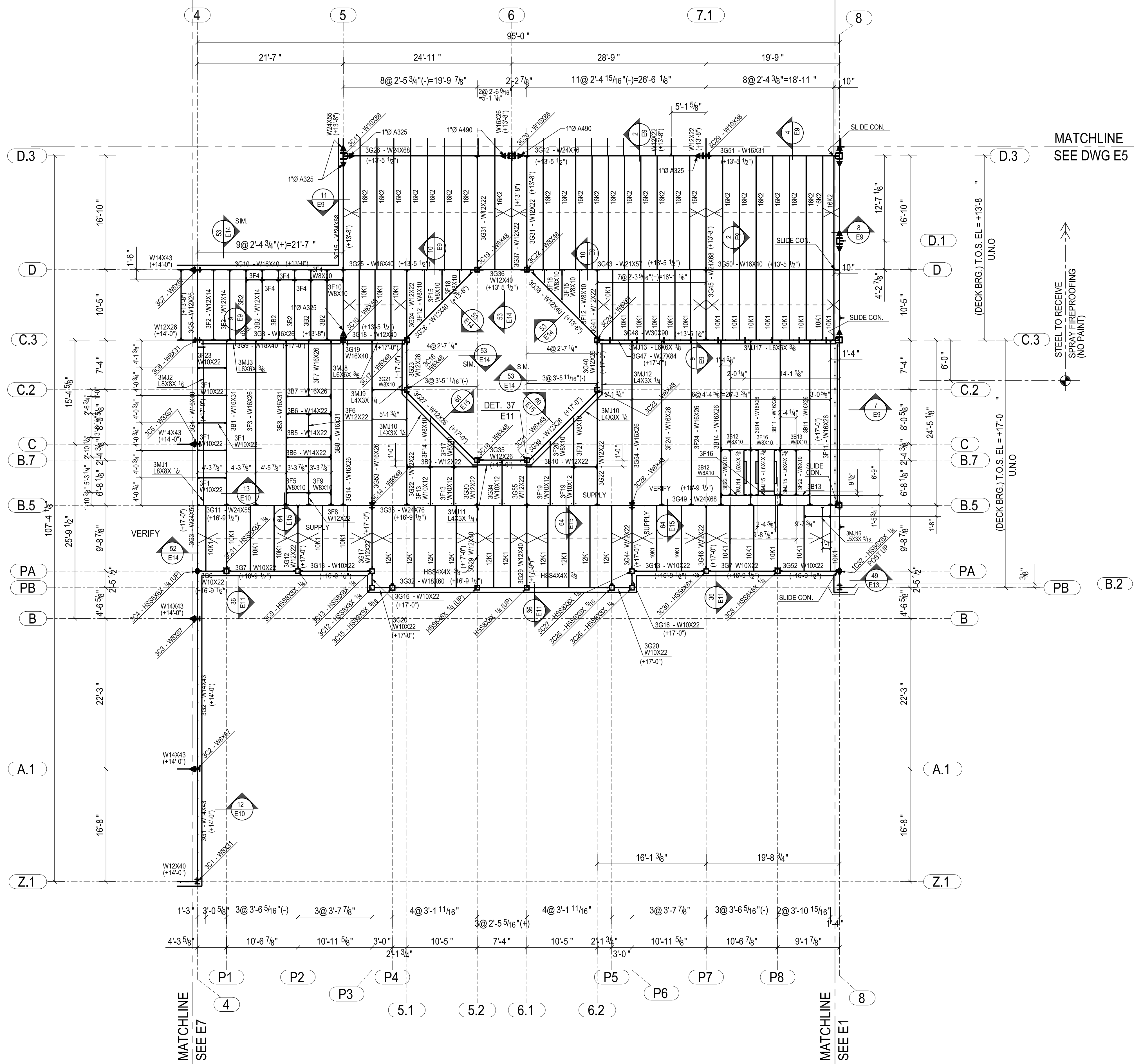
|             |           |                 |                |
|-------------|-----------|-----------------|----------------|
| MATL. (UN): | A36 UNO   | SURFACE PREP.:  | SHOP PAINT:    |
| HOLES (UN): | 13/16 UNO | BOLTS:          | WELDS:         |
|             |           | 3/4"Ø A325-N UN | E70XX or Equiv |

|          |                                   |  |  |
|----------|-----------------------------------|--|--|
| TITLE    | PARTIAL ROOF FRAMING PLAN - SEQ 2 |  |  |
| JOB      | MOORESTOWN LIBRARY/TOWN HALL      |  |  |
| LOCATION | MOORESTOWN, NEW JERSEY            |  |  |
| CONTR.   |                                   |  |  |
| ENGIN.   | ELTON & THOMPSON, P.C.            |  |  |

|             |                |                |       |
|-------------|----------------|----------------|-------|
| MADE: D5    | DATE: 03.06.13 | FIELD CHECKED: | DATE: |
| CHECKED: D5 | DATE:          | PLANT:         |       |

|          |      |       |      |
|----------|------|-------|------|
| JOB NO.: | 3369 | SHEET | REV. |
|          |      | E2    | - 8  |

|       |    |          |                 |
|-------|----|----------|-----------------|
| REV.# | BY | DATE     | REVISION        |
| △     | D5 | 04.26.13 | PER CHECK       |
| △     | D5 | 04.17.13 | PER CHECK       |
| △     | D5 | 04.11.13 | PER CHECK       |
| △     | D5 | 04.10.13 | PER CHECK       |
| △     | D5 | 03.19.13 | PER CHECK       |
| △     | D5 | 02.14.13 | UPDATE MARKINGS |
| △     | D5 | 01.22.13 | PER CHECK       |
| △     | D5 | 01.08.13 | PER CHECK       |
| △     | D5 | 12.21.12 | FOR APPROVAL    |



**PARTIAL SECOND FLOOR - SEQ 3**  
 NOTE:  
 1. TOP OF STEEL ELEV. IS (+17'-0") U.N.O  
 TAKEN FROM DATUM EL. 0'-0" (+67.5')  
 2. (10) DENOTES NUMBER OF SHEAR STUDS  
 EQUALLY SPACED ON BEAM  
 3. ▶ INDICATES MOMENT CONNECTION

APPROVAL/REVIEW AUTHORITY:  
 PLEASE REVIEW THIS DRAWING CAREFULLY.  
 IT REPRESENTS OUR INTERPRETATION OF THE INTENT OF  
 THE CONTRACT DOCUMENTS. HOWEVER, THE STEEL  
 FABRICATOR AND THE STRUCTURAL STEEL DETAILER  
 ASSUME NO RESPONSIBILITY FOR THE ACCURACY OF THE  
 INFORMATION SHOWN ON THIS DRAWING. THIS IS THE  
 RESPONSIBILITY OF THE BUILDER.  
 IT WILL BE ASSUMED THAT ALL INFORMATION SHOWN  
 HEREIN HAS THE APPROVATION OF THE APPROVAL  
 AUTHORITY UNLESS NOTED TO THE CONTRARY ON THIS  
 DRAWING WHEN IT IS RETURNED FROM APPROVAL.  
 SUBSEQUENT CHANGES TO INFORMATION SHOWN ON  
 THESE DRAWINGS AFTER FIRST SUBMISSION SHALL BE  
 CONSIDERED AS CONTRACT CHANGES.  
 (ADOPTED BY THE NATIONAL METHOD OF STEEL CONSTRUCTION)

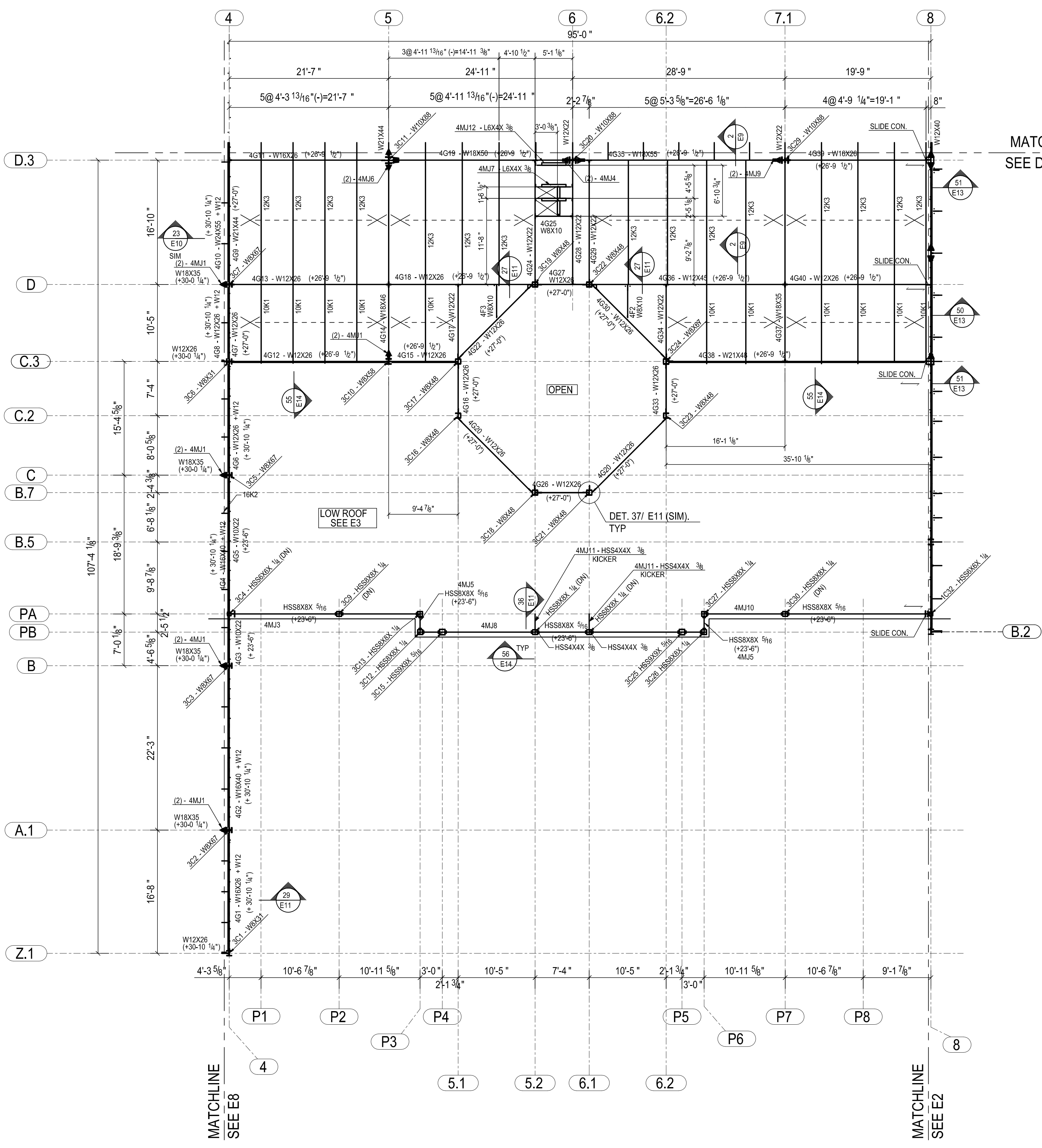

|             |           |                 |                 |
|-------------|-----------|-----------------|-----------------|
| MATL. (UN): | A36 UNO   | SURFACE PREP.:  | SHOP PAINT:     |
| HOLES (UN): | 13/16 UNO | BOLTS:          | ONE SHOP COAT U |
|             |           | 3/4"Ø A325-N UN | E70XX or Equiv  |

|          |                              |  |  |
|----------|------------------------------|--|--|
| TITLE    | PARTIAL SECOND FLOOR - SEQ 3 |  |  |
| JOB      | MOORESTOWN LIBRARY/TOWN HALL |  |  |
| LOCATION | MOORESTOWN, NEW JERSEY       |  |  |
| CONTR.   |                              |  |  |
| ENGIN.   | ELTON & THOMPSON, P.C.       |  |  |

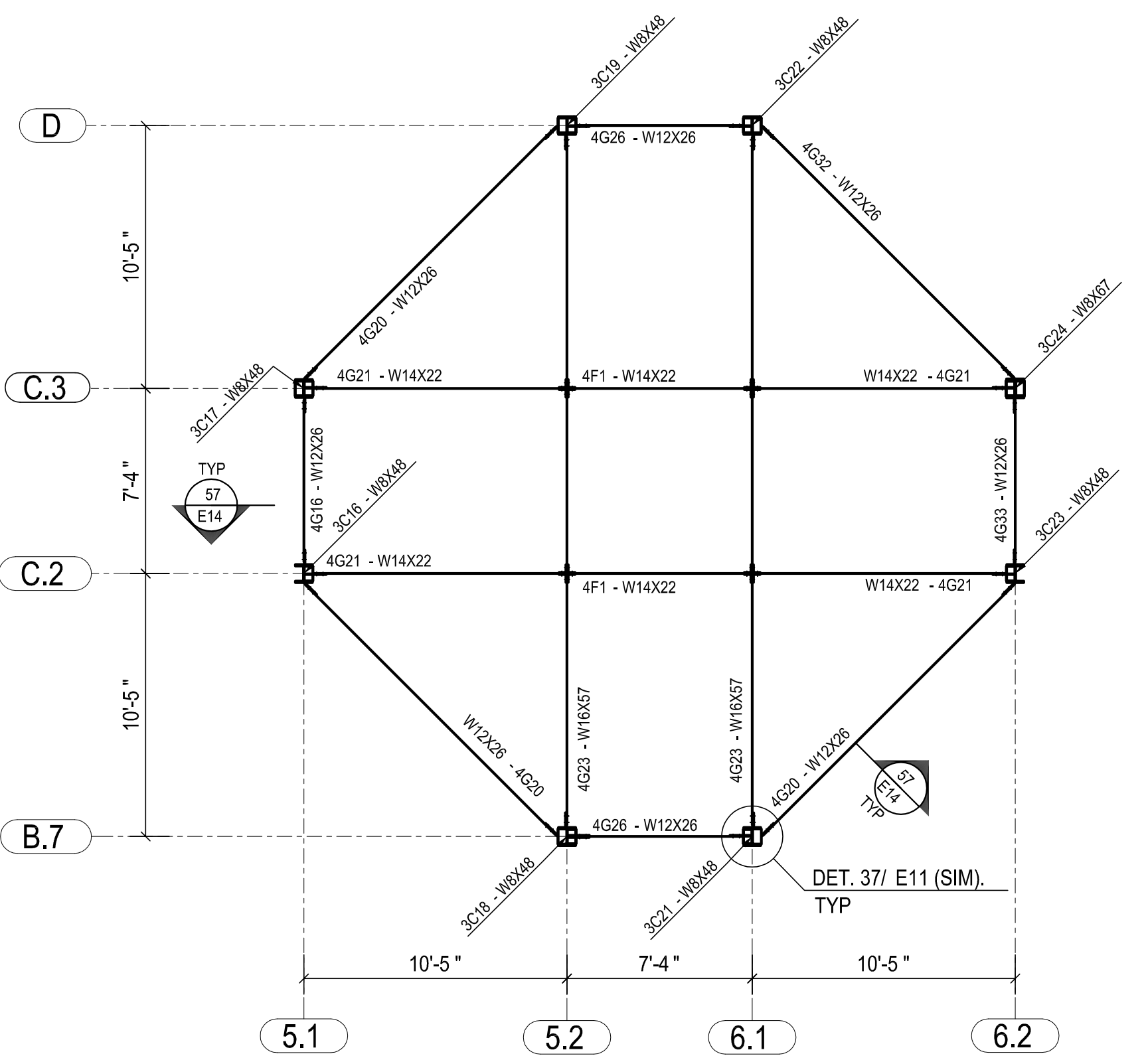
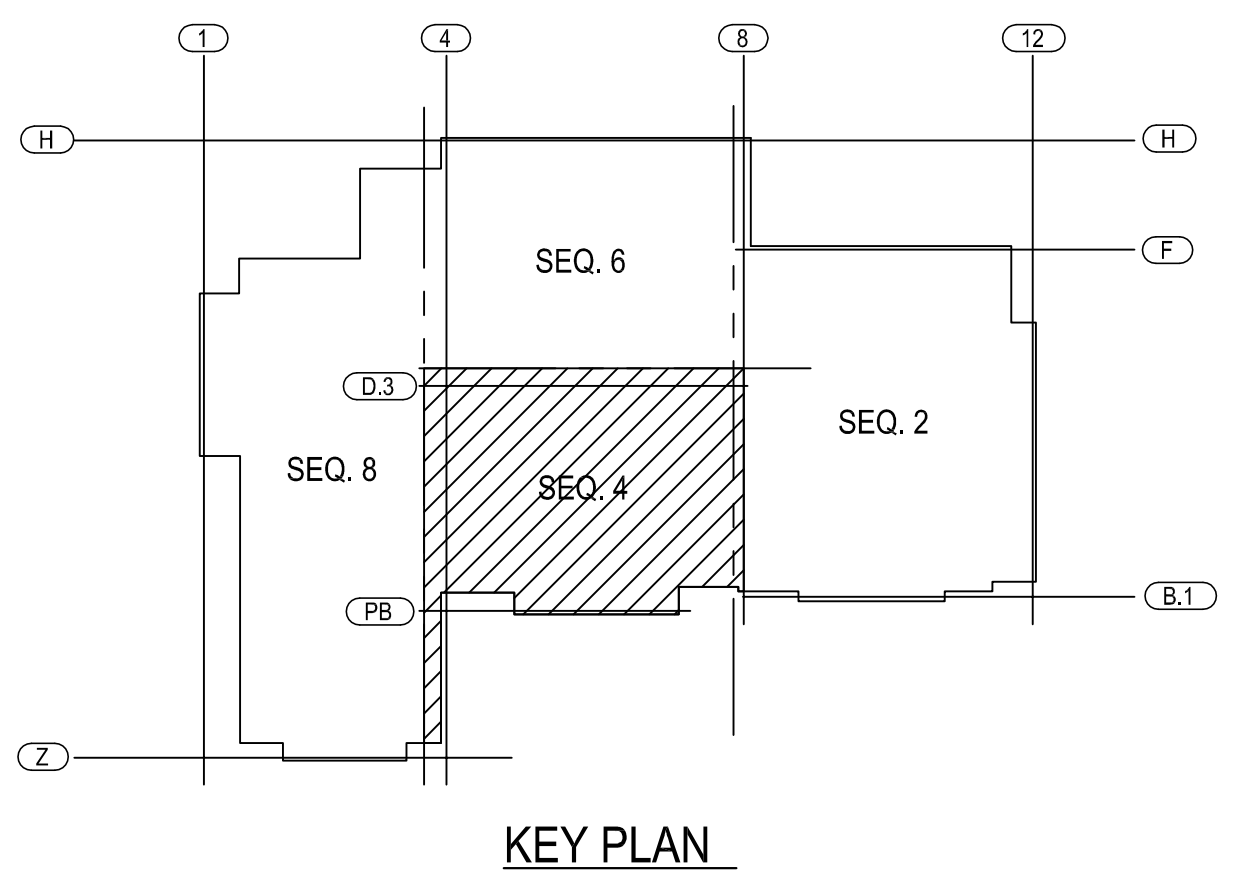
|             |                |                |       |
|-------------|----------------|----------------|-------|
| MADE: D5    | DATE: 04.26.13 | FIELD CHECKED: | DATE: |
| CHECKED: D5 | DATE: 04.26.13 | PLANT:         |       |

|          |      |       |      |
|----------|------|-------|------|
| JOB NO.: | 3369 | SHEET | REV. |
|          |      | E3    | - 8  |

|       |    |          |              |
|-------|----|----------|--------------|
| REV.# | BY | DATE     | REVISION     |
| △     | DS | 04.28.13 | PER CHECK    |
| △     | DS | 04.23.13 | PER CHECK    |
| △     | DS | 04.17.13 | PER CHECK    |
| △     | DS | 04.04.13 | PER CHECK    |
| △     | DS | 03.28.13 | PER CHECK    |
| △     | DS | 03.15.13 | PER CHECK    |
| △     | DS | 03.04.13 | PER CHECK    |
| △     | DS | 02.11.13 | PER CHECK    |
| △     | DS | 01.08.13 | PER CHECK    |
| △     | DS | 12.21.12 | FOR APPROVAL |
| △     | DS | 12.21.12 | REVISION     |



MATCHLINE  
SEE DWG E6



HIGH ROOF FRAMING PLAN  
TOP OF STEEL ELEV. IS (+34'-0")

**PARTIAL ROOF FRAMING PLAN - SEQ 4**

- NOTE:  
 1. TOP OF STEEL ELEV. IS (+27'-0") U.N.O.  
 TAKEN FROM DATUM EL. 0'-0" (+67.5')  
 2. — DENOTES SLIDE CONN. SEE DWG E13  
 3. ► INDICATES MOMENT CONNECTION  
 4. +W12 INDICATES MAIN BEAM TO HAVE W12X35 ON TOP

APPROVAL REVIEW AUTHORITY:  
 PLEASE REVIEW THIS DRAWING CAREFULLY.  
 IT REPRESENTS OUR INTERPRETATION OF THE INTENT OF  
 THE CONTRACT DOCUMENTS. HOWEVER, THE STEEL  
 FABRICATOR AND THE STRUCTURAL STEEL DETAILER  
 ASSUME NO RESPONSIBILITY FOR THE ACCURACY OF THE  
 INFORMATION SHOWN ON THIS DRAWING. THIS IS THE  
 RESPONSIBILITY OF THE BIDDERS.  
 IT WILL BE ASSUMED THAT ALL INFORMATION SHOWN  
 HEREIN HAS THE APPROVATION OF THE APPROVAL  
 AUTHORITY UNLESS NOTED TO THE CONTRARY ON THIS  
 DRAWING WHEN IT IS RETURNED FROM APPROVAL.  
 SUBSEQUENT CHANGES TO INFORMATION SHOWN ON  
 THESE DRAWINGS AFTER FIRST SUBMISSION WILL BE  
 CONSIDERED AS CONTRACT CHANGES.  
 DESIGNED BY: THE NATIONAL METHOD OF STEEL CONSTRUCTION

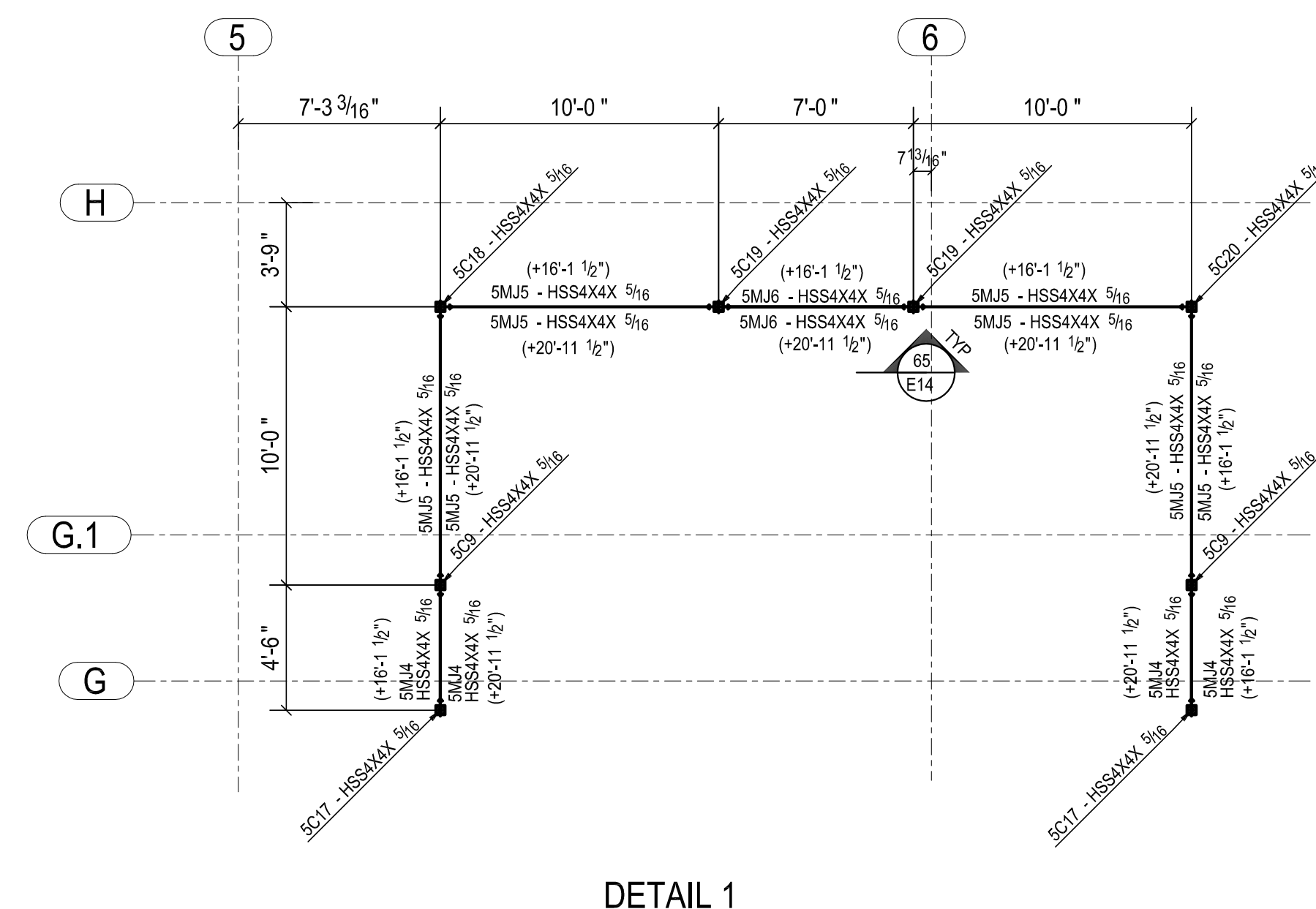
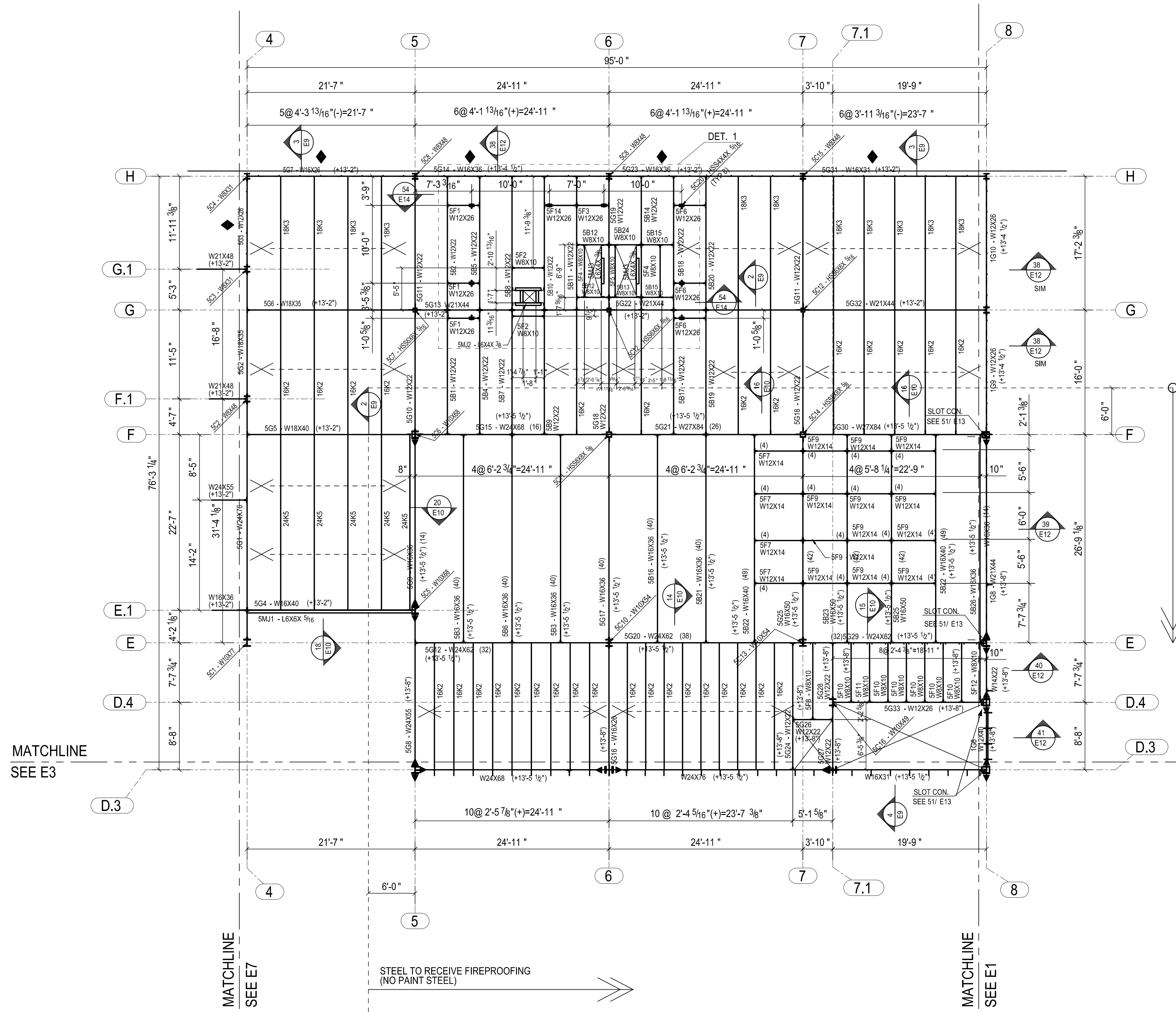
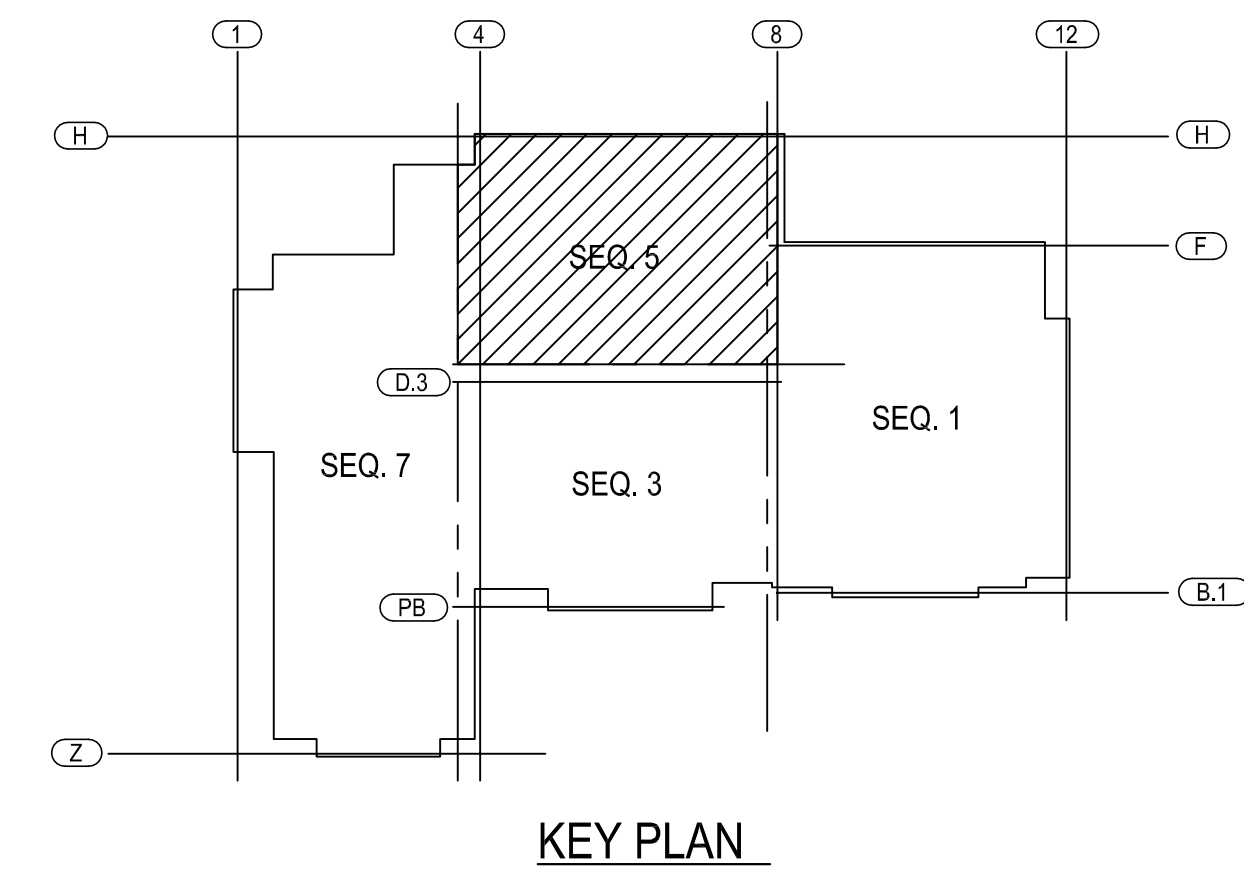
|             |           |                 |                 |
|-------------|-----------|-----------------|-----------------|
| MATL. (UN): | A36 UNO   | SURFACE PREP.:  | SHOP PAINT:     |
| HOLES (UN): | 13/16 UNO | BOLTS:          | ONE SHOP COAT U |
|             |           | 3/4"Ø A325-N UN | WELDS:          |
|             |           |                 | E70XX or Equiv  |

|          |                                   |  |  |
|----------|-----------------------------------|--|--|
| TITLE    | PARTIAL ROOF FRAMING PLAN - SEQ 4 |  |  |
| JOB      | MOORESTOWN LIBRARY/TOWN HALL      |  |  |
| LOCATION | MOORESTOWN, NEW JERSEY            |  |  |
| CONTR.   |                                   |  |  |
| ENGIN.   | ELTON & THOMPSON, P.C.            |  |  |

|             |                |                |       |
|-------------|----------------|----------------|-------|
| MADE: D5    | DATE: 04.26.13 | FIELD CHECKED: | DATE: |
| CHECKED: D5 | DATE: 04.26.13 | PLANT:         |       |

|          |      |       |      |
|----------|------|-------|------|
| JOB NO.: | 3369 | SHEET | REV. |
|          |      | E4    | - 7  |

|       |    |          |              |
|-------|----|----------|--------------|
| △     | DS | 04.28.13 | PER CHECK    |
| △     | DS | 04.25.13 | PER CHECK    |
| △     | DS | 04.23.13 | PER CHECK    |
| △     | DS | 04.04.13 | PER CHECK    |
| △     | DS | 03.15.13 | PER CHECK    |
| △     | DS | 02.11.13 | PER CHECK    |
| △     | DS | 01.08.13 | PER CHECK    |
| △     | DS | 12.21.12 | FOR APPROVAL |
| REV.# | BY | DATE     | REVISION     |



**PARTIAL SECOND FLOOR - SEQ 5**

- NOTE:  
 1. TOP OF STEEL ELEV. IS (+13'-4 1/2") U.N.O.  
 TAKEN FROM DATUM EL. 0'-0" (+67.5')  
 2. (10) DENOTES NUMBER OF SHEAR STUDS  
 EQUALLY SPACED ON BEAM  
 3. INDICATES MOMENT CONNECTION  
 4. INDICATES B.M. TO RECEIVE #5 X 24" LG BAR  
 FIELD WELDED TO TOP FLG @ 2'-0" O.C

APPROVAL REVIEW AUTHORITY:  
 PLEASE REVIEW THIS DRAWING CAREFULLY.  
 IT REPRESENTS OUR BEST INTEREST AND THE INTENT OF  
 THE CONTRACT DOCUMENTS. HOWEVER, THE STEEL  
 FABRICATOR AND THE STRUCTURAL STEEL DETAILER  
 ASSUME NO RESPONSIBILITY FOR THE ACCURACY OF THE  
 INFORMATION SHOWN ON THIS DRAWING. THIS IS THE  
 RESPONSIBILITY OF THE BUYER.  
 IT WILL BE ASSURED THAT ALL INFORMATION SHOWN  
 HEREIN HAS THE AFFIRMATION OF THE APPROVAL  
 AUTHORITY (UNLESS NOTED TO THE CONTRARY ON THIS  
 DRAWING WHEN IT IS RETURNED FROM APPROVAL.  
 SUBSEQUENT CHANGES TO INFORMATION SHOWN ON  
 THESE DRAWINGS AFTER FIRST SUBMISSION WILL BE  
 CONSIDERED AS CONTRACT CHANGES.  
©2017 BY THE NATIONAL INSTITUTE OF STRUCTURAL STEEL

MATCHLINE SEE E3  
 D.3  
 D.4  
 E  
 F.1  
 G  
 G.1  
 H

MATCHLINE SEE E1  
 4  
 5  
 6  
 7  
 7.1  
 8

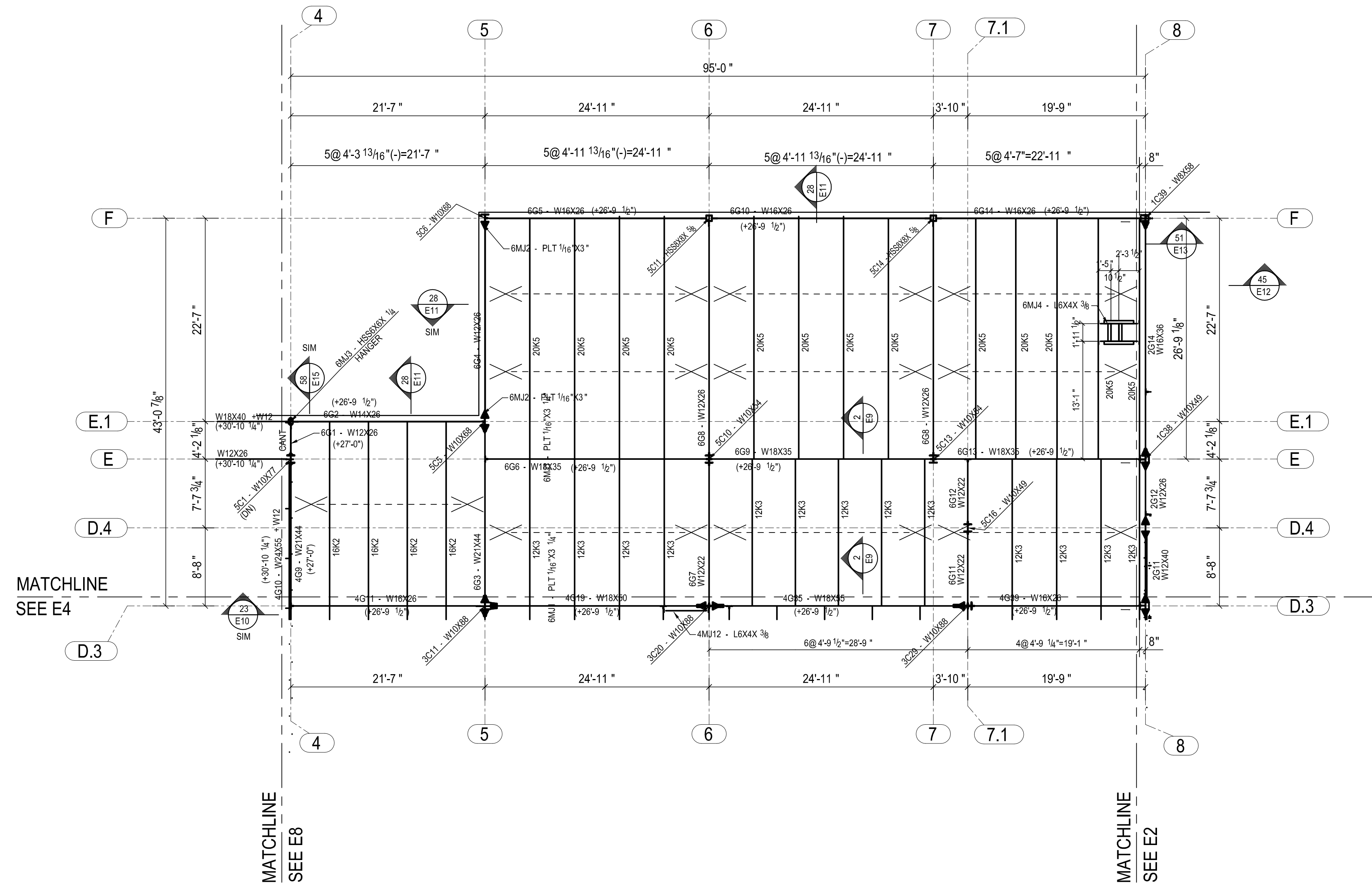
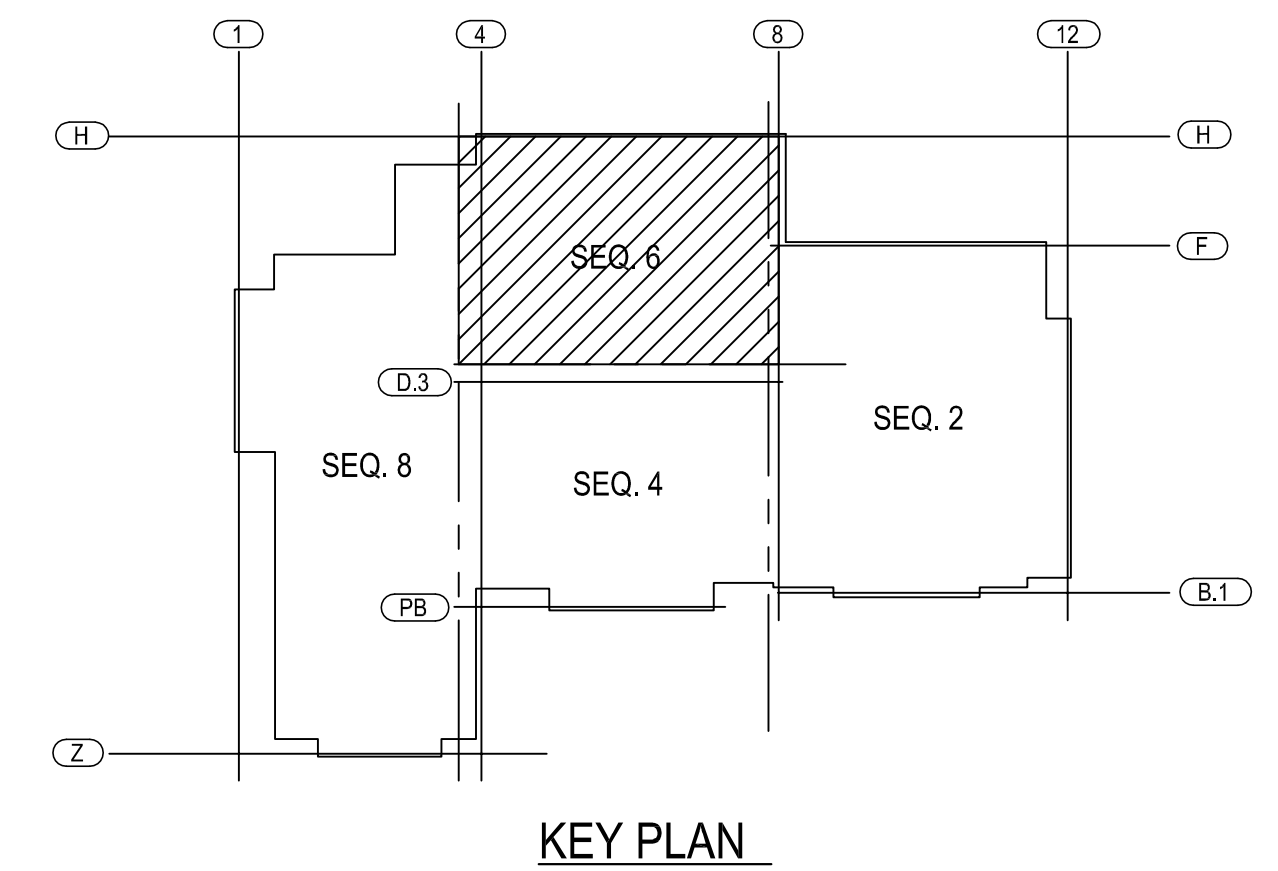
|      |    |          |                      |
|------|----|----------|----------------------|
| △    | D5 | 05.14.13 | ADD SECTION MARK     |
| △    | D5 | 04.28.13 | PER CHECK            |
| △    | D5 | 04.28.13 | PER CHECK            |
| △    | D5 | 04.17.13 | PER CHECK            |
| △    | D5 | 04.16.13 | PER ROOF SCREEN INFO |
| △    | D5 | 04.08.13 | PER CHECK            |
| △    | D5 | 04.04.13 | PER CHECK            |
| △    | D5 | 03.27.13 | PER CHECK            |
| △    | D5 | 02.21.13 | ADD MARKING          |
| △    | D5 | 01.08.13 | PER CHECK            |
| △    | D5 | 12.21.12 | FOR APPROVAL         |
| REV# | BY | DATE     | REVISION             |

|             |           |                 |                 |
|-------------|-----------|-----------------|-----------------|
| MATL. (UN): | A36 UNO   | SURFACE PREP.:  | SHOP PAINT:     |
| HOLES (UN): | 13/16 UNO | BOLTS:          | ONE SHOP COAT U |
|             |           | 3/4"Ø A325-N UN | E70XX or Equiv  |

|          |                              |  |  |
|----------|------------------------------|--|--|
| TITLE    | PARTIAL SECOND FLOOR - SEQ 5 |  |  |
| JOB      | MOORESTOWN LIBRARY/TOWN HALL |  |  |
| LOCATION | MOORESTOWN, NEW JERSEY       |  |  |
| CONTR.   |                              |  |  |
| ENGIN.   | ELTON & THOMPSON, P.C.       |  |  |

|             |                |                |       |
|-------------|----------------|----------------|-------|
| MADE: D5    | DATE: 05.14.13 | FIELD CHECKED: | DATE: |
| CHECKED: D5 | DATE: 05.14.13 | PLANT:         |       |

|          |      |       |      |
|----------|------|-------|------|
| JOB NO.: | 3369 | SHEET | REV. |
|          |      | E5    | - 10 |



**PARTIAL ROOF FRAMING PLAN - SEQ 6**

- NOTE:
1. TOP OF STEEL ELEV. IS (+27'-0") U.N.O. TAKEN FROM DATUM EL. 0'-0" (+67.5')
  2. — DENOTES SLIDE CONN. SEE DWG E13
  3. ► INDICATES MOMENT CONNECTION
  4. +W12 INDICATES MAIN BEAM TO HAVE W12X35 ON TOP

APPROVAL/REVIEW AUTHORITY:  
 PLEASE REVIEW THIS DRAWING CAREFULLY. IT REPRESENTS OUR INTERPRETATION OF THE INTENT OF THE CONTRACT DOCUMENTS. HOWEVER, THE STEEL FABRICATOR AND THE STRUCTURAL STEEL DETAILER ASSUME NO RESPONSIBILITY FOR THE ACCURACY OF THE INFORMATION SHOWN ON THIS DRAWING. THIS IS THE RESPONSIBILITY OF THE OWNER.

IT WILL BE ASSUMED THAT ALL INFORMATION SHOWN HEREIN HAS THE APPROVATION OF THE APPROVAL AUTHORITY UNLESS NOTED TO THE CONTRARY ON THIS DRAWING WHEN IT IS RETURNED FROM APPROVAL.

SUBSEQUENT CHANGES TO INFORMATION SHOWN ON THESE DRAWINGS AFTER FIRST SUBMISSION WILL BE CONSIDERED AS CONTRACT CHANGES.

ADOPTED BY THE NATIONAL METHOD OF STEEL CONSTRUCTION.

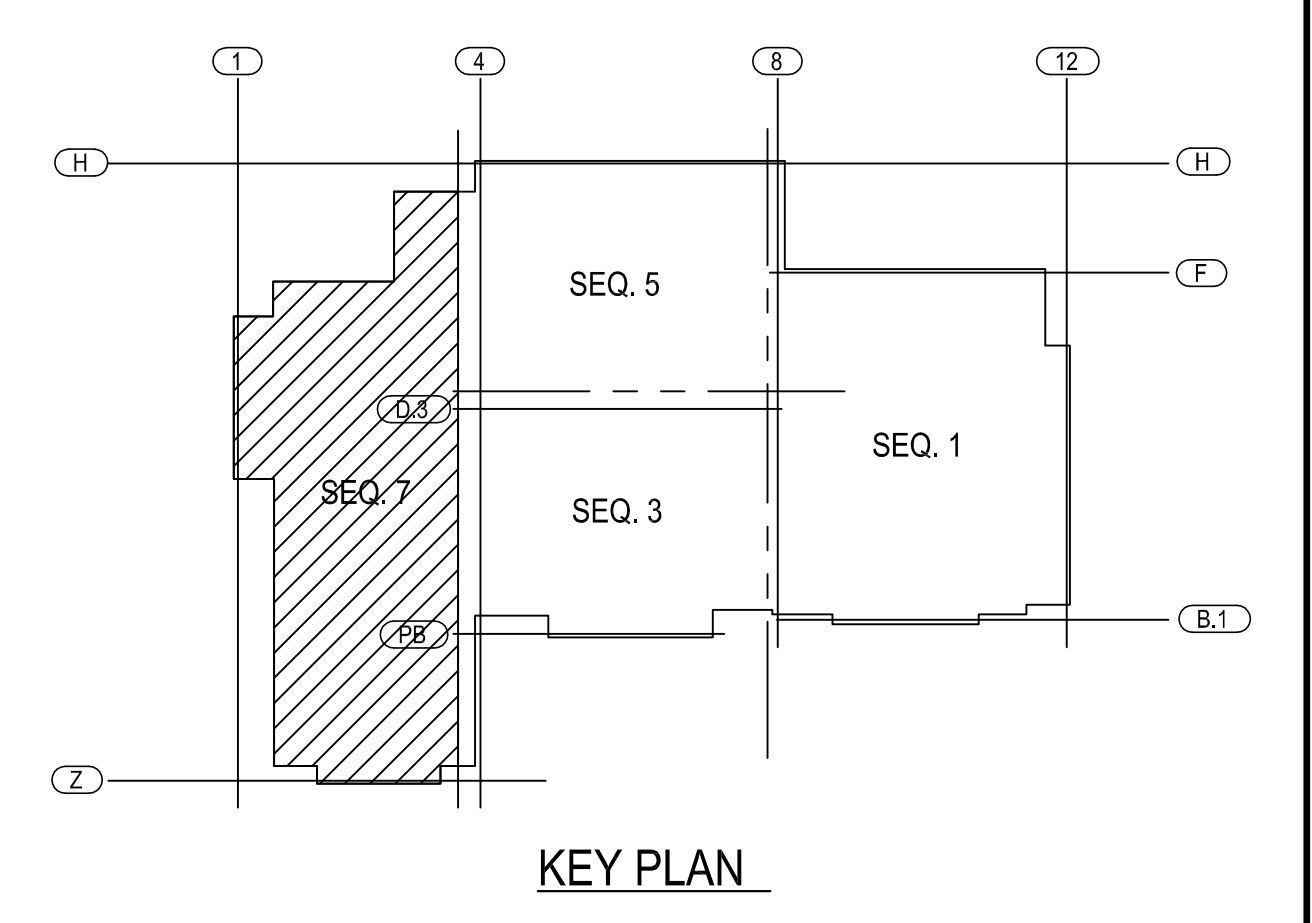
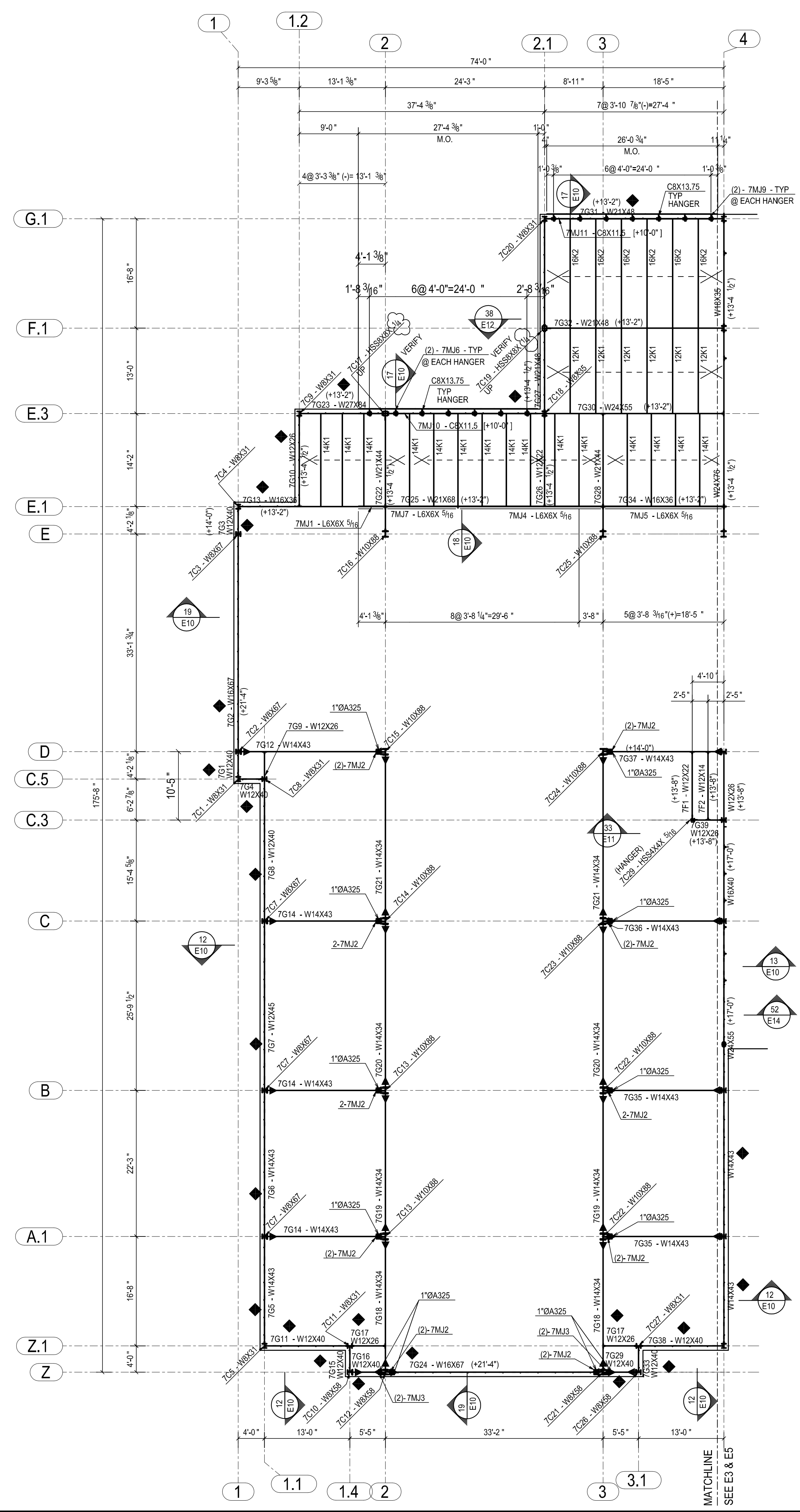
|             |           |                 |                 |
|-------------|-----------|-----------------|-----------------|
| MATL. (UN): | A36 UNO   | SURFACE PREP.:  | SHOP PAINT:     |
| HOLES (UN): | 13/16 UNO | BOLTS:          | ONE SHOP COAT U |
|             |           | 3/4"Ø A325-N UN | WELDS:          |
|             |           |                 | E70XX or Equiv  |

|          |                                   |  |  |
|----------|-----------------------------------|--|--|
| TITLE    | PARTIAL ROOF FRAMING PLAN - SEQ 6 |  |  |
| JOB      | MOORESTOWN LIBRARY/TOWN HALL      |  |  |
| LOCATION | MOORESTOWN, NEW JERSEY            |  |  |
| CONTR.   |                                   |  |  |
| ENGIN.   | ELTON & THOMPSON, P.C.            |  |  |

|             |                |                |       |
|-------------|----------------|----------------|-------|
| MADE: D5    | DATE: 04.26.13 | FIELD CHECKED: | DATE: |
| CHECKED: D5 | DATE: 04.26.13 | PLANT:         |       |

|       |    |          |              |
|-------|----|----------|--------------|
| △     | D5 | 04.28.13 | PER CHECK    |
| △     | D5 | 03.27.13 | PER CHECK    |
| △     | D5 | 02.21.13 | ADD MARKING  |
| △     | D5 | 01.08.13 | PER CHECK    |
| △     | D5 | 12.21.12 | FOR APPROVAL |
| REV.# | BY | DATE     | REVISION     |

|          |      |       |      |
|----------|------|-------|------|
| JOB NO.: | 3369 | SHEET | REV. |
|          |      | E6    | - 4  |



APPROVAL REVIEW AUTHORITY:  
 PLEASE REVIEW THIS DRAWING CAREFULLY.  
 IT REPRESENTS OUR INTERPRETATION OF THE INTENT OF  
 THE CONTRACT DOCUMENTS. HOWEVER, THE STEEL  
 FABRICATOR AND THE STRUCTURAL STEEL DETAILER  
 ASSUME NO RESPONSIBILITY FOR THE ACCURACY OF THE  
 INFORMATION SHOWN ON THIS DRAWING. THIS IS THE  
 RESPONSIBILITY OF THE OWNER.

IT WILL BE ASSUMED THAT ALL INFORMATION SHOWN  
 HEREIN HAS THE APPROVATION OF THE APPROVAL  
 AUTHORITY UNLESS NOTED TO THE CONTRARY ON THIS  
 DRAWING WHEN IT IS RETURNED FROM APPROVAL.

SUBSEQUENT CHANGES TO INFORMATION SHOWN ON  
 THESE DRAWINGS AFTER FIRST SUBMISSION WILL BE  
 CONSIDERED AS CONTRACT CHANGES.

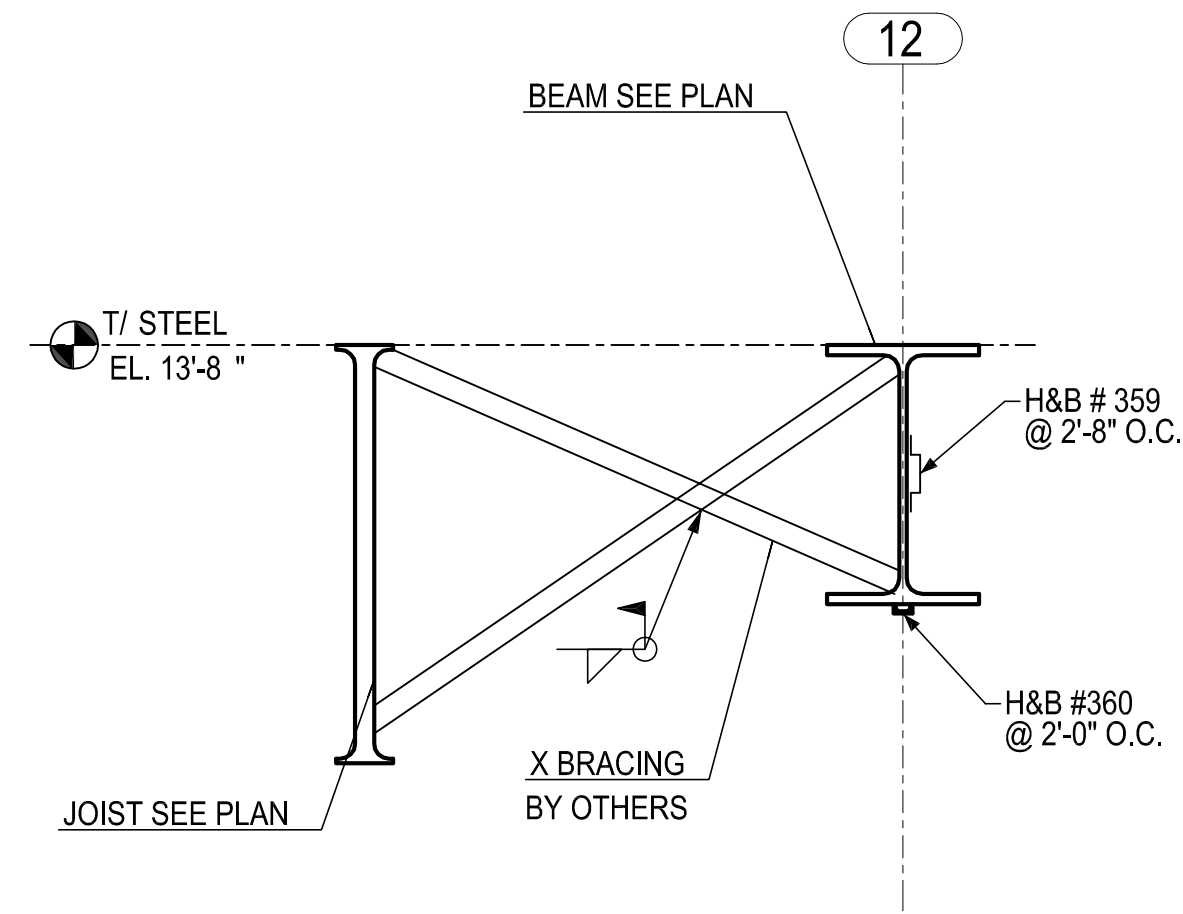
©2015 BY THE NATIONAL METHOD OF STEEL CONSTRUCTION

**PARTIAL SECOND FLOOR - SEQ 7**

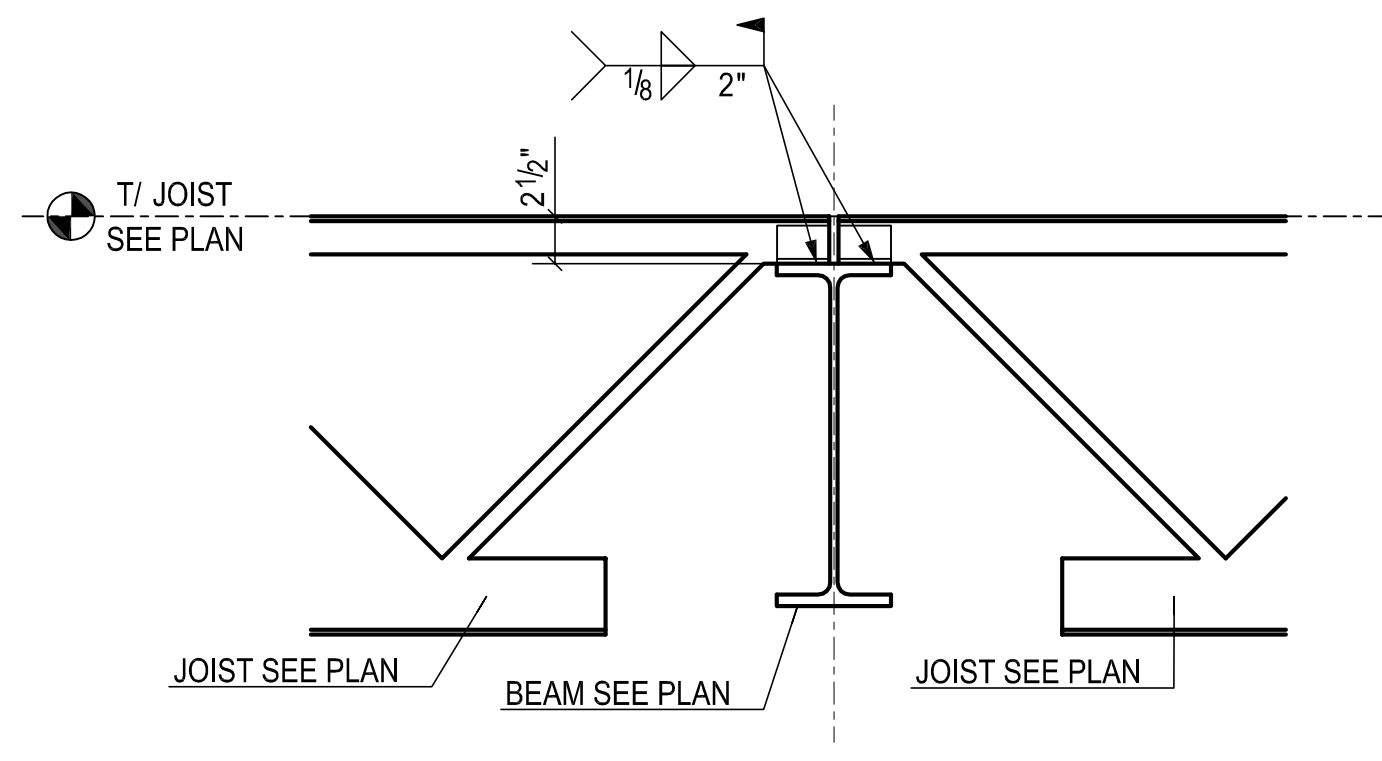
- NOTE:  
 1. TOP OF STEEL ELEV. IS (+14'-0") U.N.O.  
 TAKEN FROM DATUM EL. 0'-0" (+67'-5")  
 2. ▲ INDICATES MOMENT CONNECTION  
 3. [X'-X'] DENOTES BOTTOM OF STEEL ELEVATION  
 4. ◆ INDICATES BM. TO RECEIVE #5 X 24" LG BAR  
 FIELD WELDED TO TOP FLG @ 2'-0" O.C

|             |                              |                 |                          |
|-------------|------------------------------|-----------------|--------------------------|
| MATL. (UN): | A36 UNO                      | SURFACE PREP.:  | SHOP PAINT:              |
| HOLES (UN): | 13/16 UNO                    | BOLTS:          | ONE SHOP COAT U          |
|             |                              | 3/4"Ø A325-N UN | WELDS:<br>E70XX or Equiv |
| TITLE       | PARTIAL SECOND FLOOR - SEQ 7 |                 |                          |
| JOB         | MOORESTOWN LIBRARY/TOWN HALL |                 |                          |
| LOCATION    | MOORESTOWN, NEW JERSEY       |                 |                          |
| CONTR.      |                              |                 |                          |
| ENGIN.      | ELTON & THOMPSON, P.C.       |                 |                          |
| MADE: DS    | DATE: 04.28.13               | FIELD CHECKED:  | DATE:                    |
| CHECKED: DS | DATE: 04.26.13               | PLANT:          |                          |
| JOB NO.:    | 3369                         | SHEET           | REV.                     |
|             |                              | E7              | - 4                      |

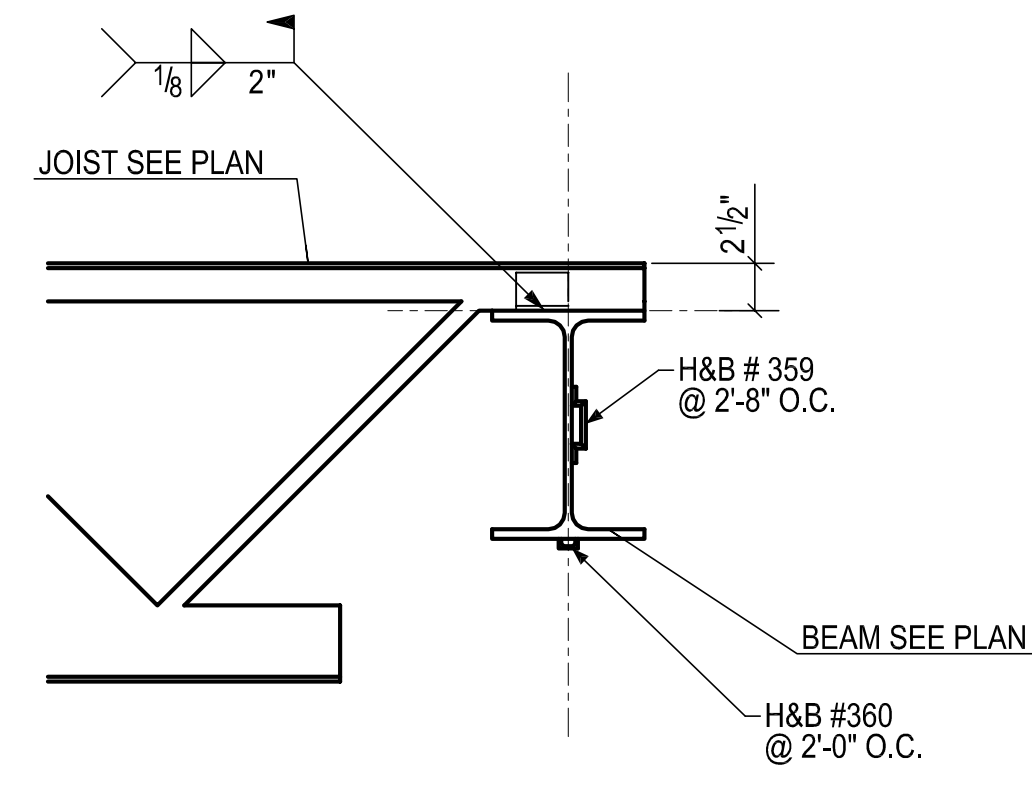
|       |    |          |              |
|-------|----|----------|--------------|
| △     | DS | 04.28.13 | PER CHECK    |
| △     | DS | 04.19.13 | PER CHECK    |
| △     | DS | 02.28.13 | ADD MARKING  |
| △     | DS | 01.08.13 | PER CHECK    |
| △     | DS | 12.21.12 | FOR APPROVAL |
| REV.# | BY | DATE     | REVISION     |



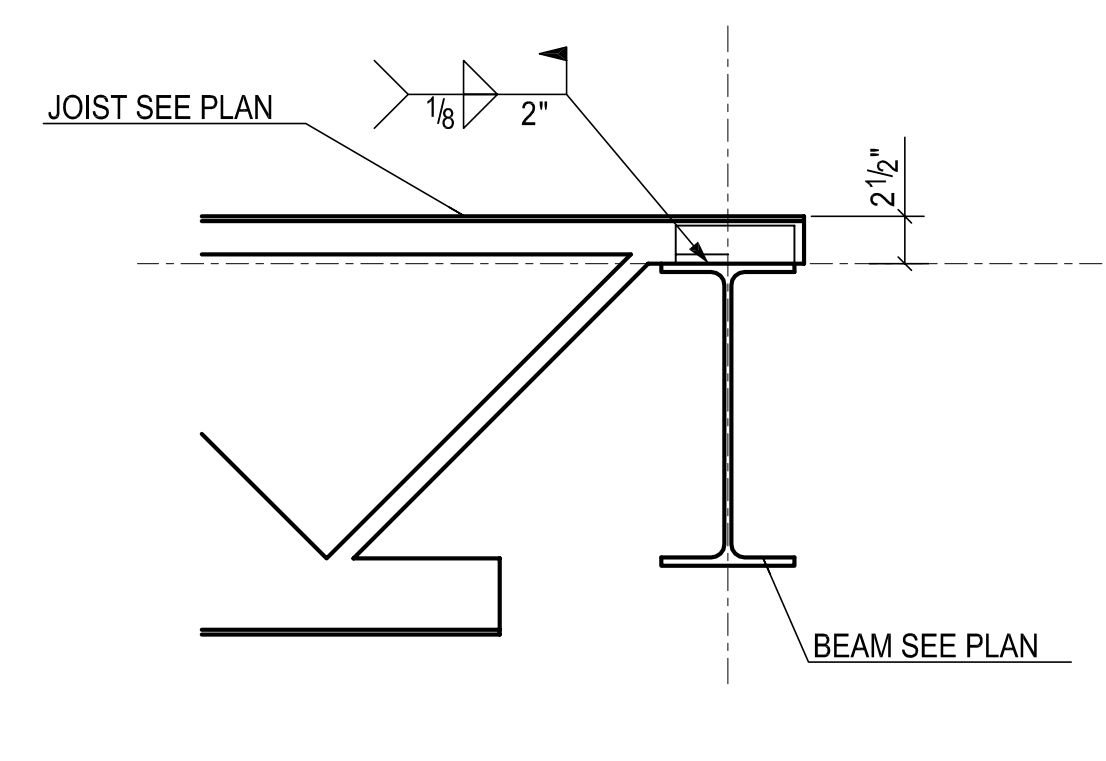
**SECTION 1**  
RE: 11/ S201  
(E1)



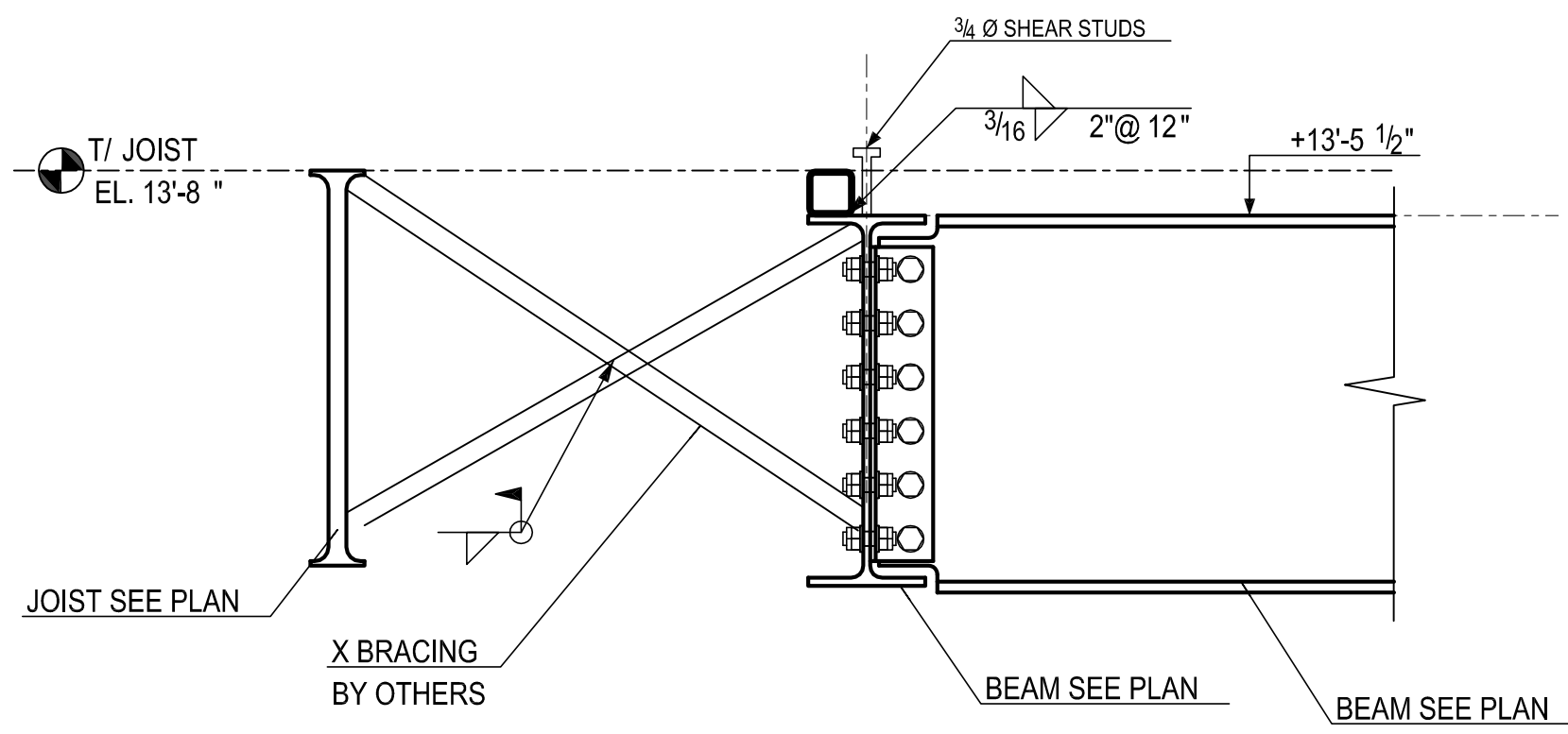
**SECTION 2**  
RE: 1/ S201  
(E1, E3, E4, E5, E6)



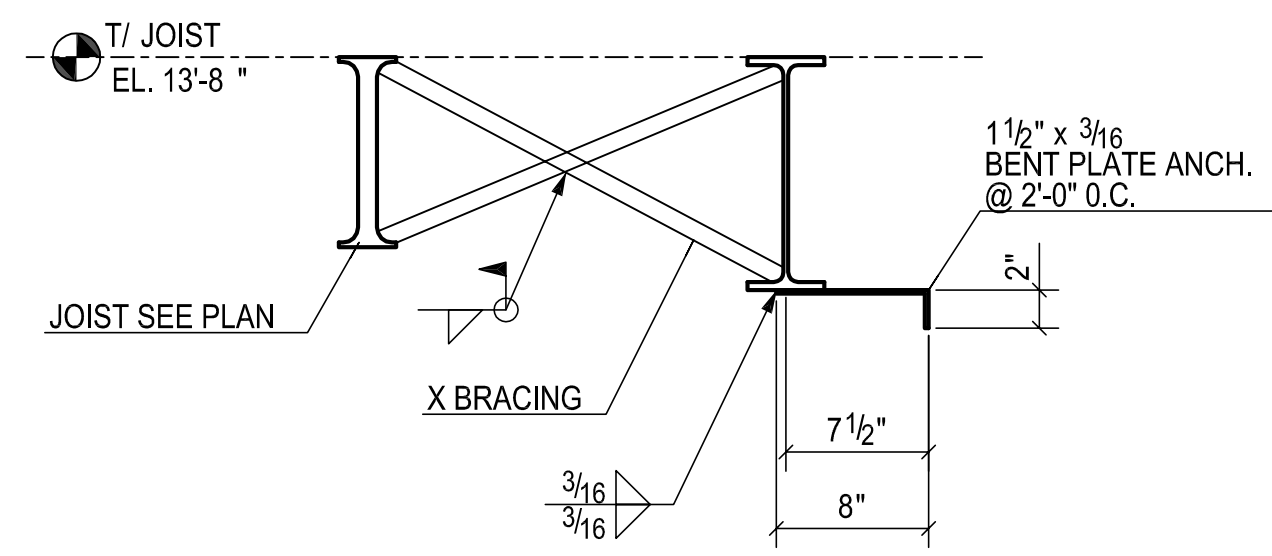
**SECTION 3**  
RE: 12/ S201  
(E1) (E5)



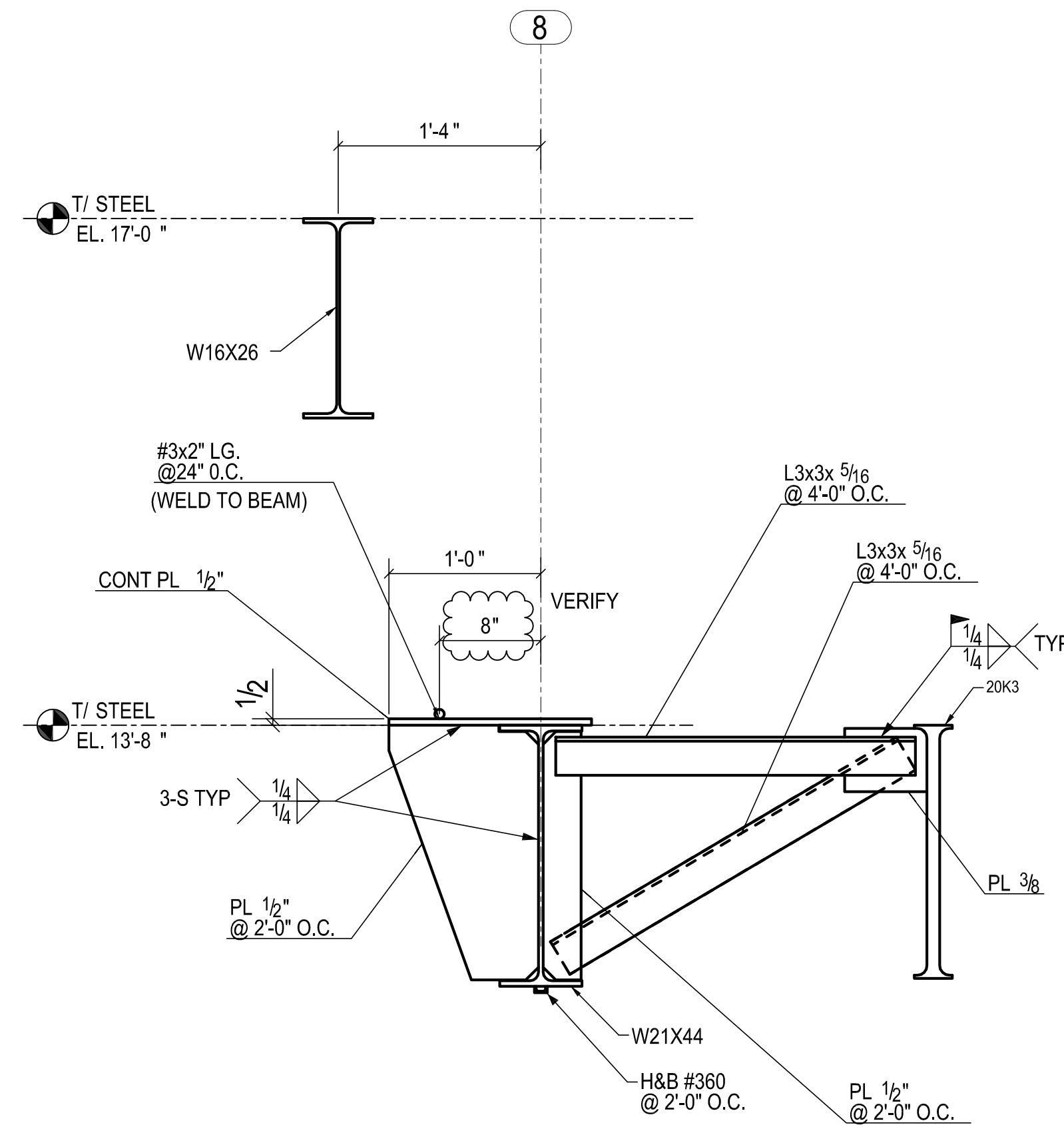
**SECTION 4**  
RE: 4/ S201  
(E1, E3, E5)



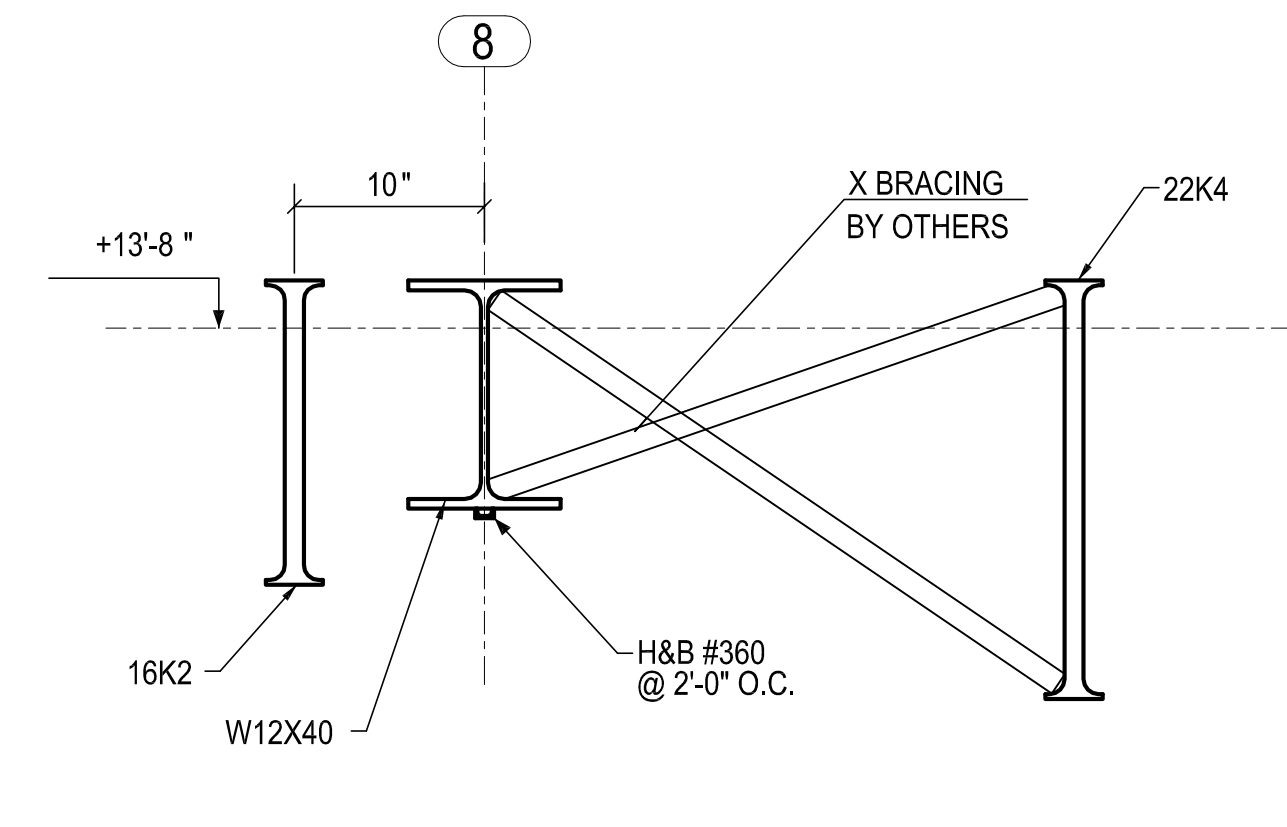
**SECTION 5**  
RE: 7/ S201  
(E1)



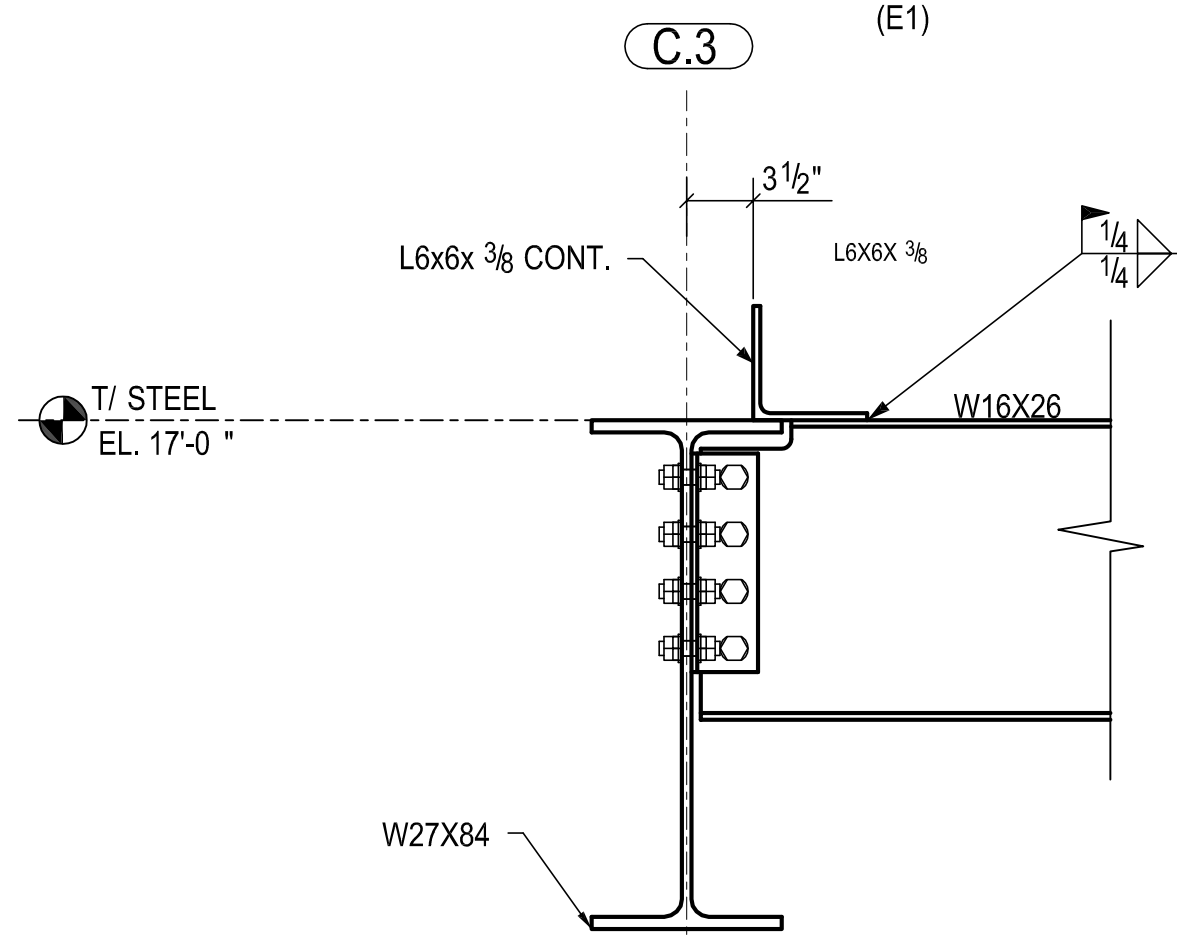
**SECTION 6**  
RE: 19/ S201  
(E1)



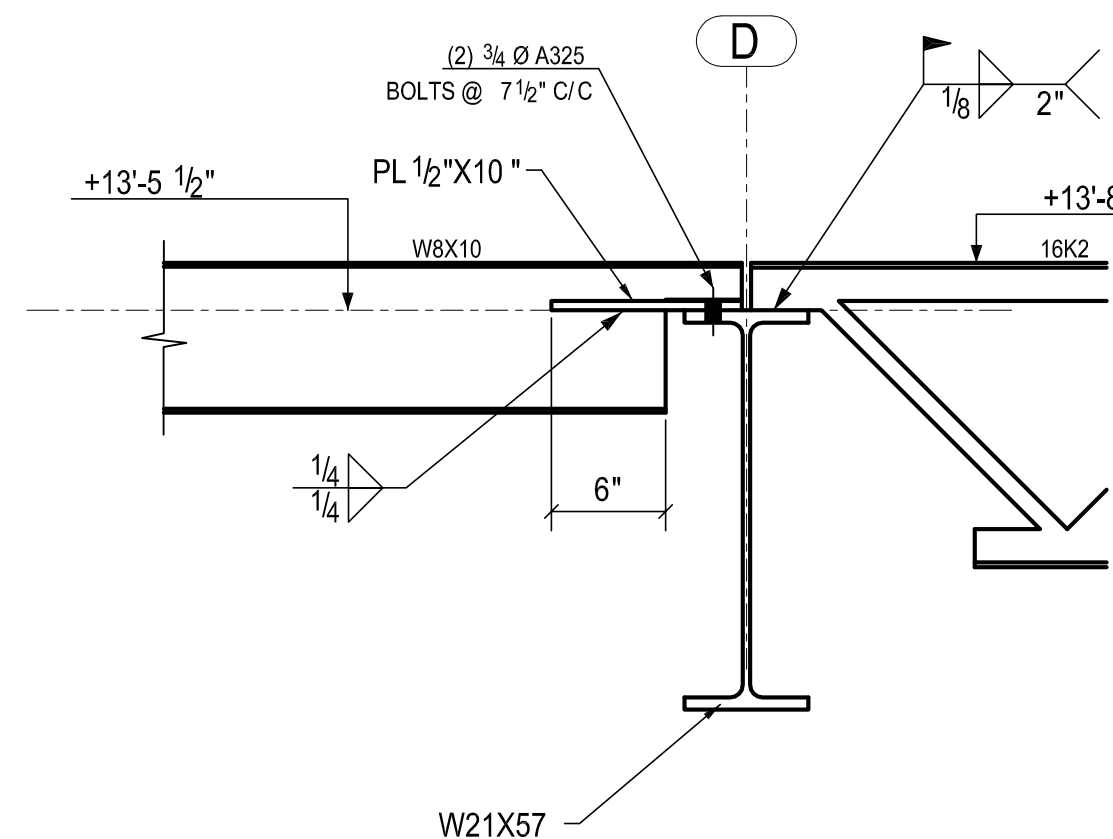
**SECTION 7**  
RE: 23/ S201  
(E1, E3)



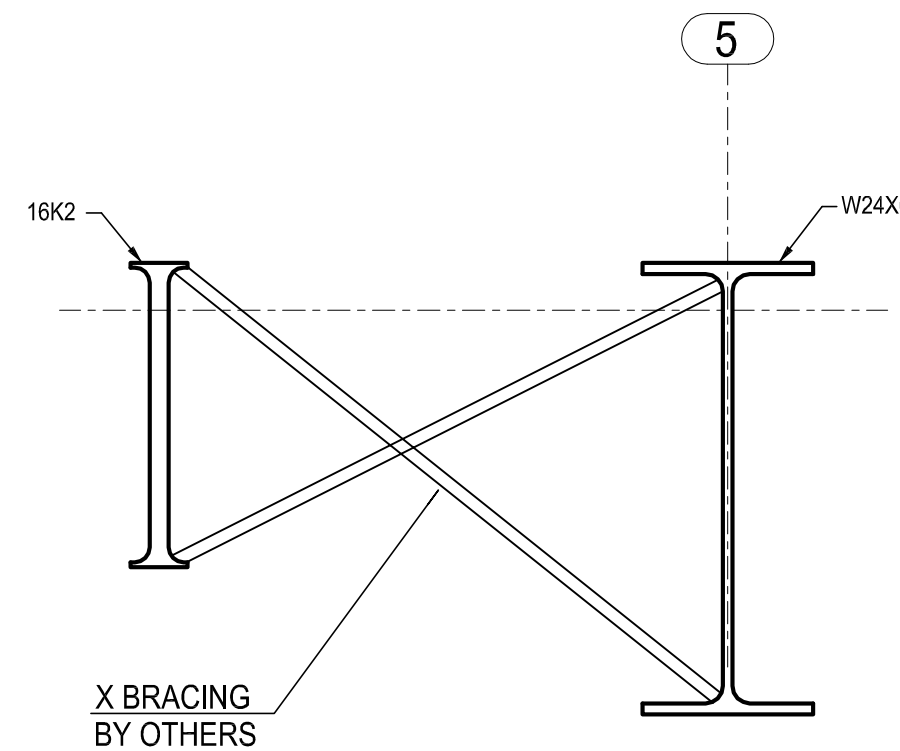
**SECTION 8**  
RE: 20/ S201  
(E1, E3)



**SECTION 9**  
RE: 17/ S201  
(E3)



**SECTION 10**  
RE: 3/ S201  
(E3)



**SECTION 11**  
RE: 27/ S201  
(E3)

APPROVAL/VIEW AUTHORITY:  
PLEASE REVIEW THIS DRAWING CAREFULLY.  
I REPRESENT OUR PROFESSIONAL OPINION OF THE INTENT OF THE CONTRACT DOCUMENTS. HOWEVER, THE STEEL FABRICATOR AND THE STRUCTURAL STEEL DETAILER ASSUME NO RESPONSIBILITY FOR THE ACCURACY OF THE INFORMATION SHOWN ON THIS DRAWING. THIS IS THE RESPONSIBILITY OF THE OWNER.  
IT WILL BE ASSUMED THAT ALL INFORMATION SHOWN HEREIN HAS THE APPROVATION OF THE APPROVAL AUTHORITY UNLESS NOTED TO THE CONTRARY ON THIS DRAWING WHEN IT IS RETURNED FROM APPROVAL.  
SUBSEQUENT CHANGES TO INFORMATION SHOWN ON THESE DRAWINGS AFTER FIRST SUBMISSION WILL BE CONSIDERED AS CONTRACT CHANGES.  
ADOPTED BY THE NATIONAL INSTITUTE OF STEEL DECKING (NID)

|             |           |                 |                 |
|-------------|-----------|-----------------|-----------------|
| MATL. (UN): | A36 UNO   | SURFACE PREP.:  | SHOP PAINT:     |
| HOLES (UN): | 13/16 UNO | BOLTS:          | ONE SHOP COAT U |
|             |           | 3/4"Ø A325-N UN | E70XX or Equiv  |

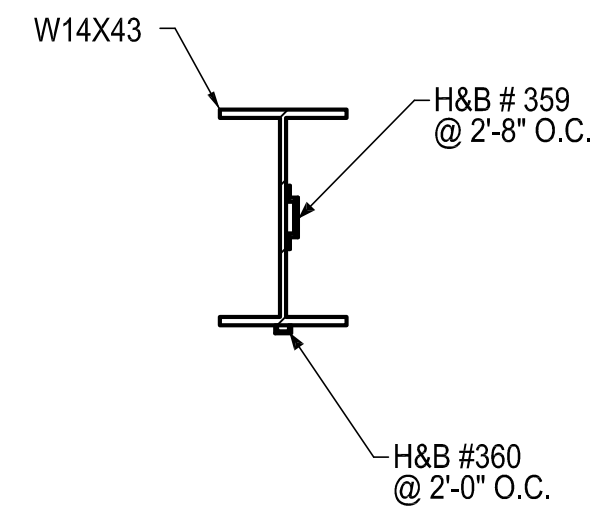
|          |                              |  |  |
|----------|------------------------------|--|--|
| TITLE    | DETAILS & SECTIONS           |  |  |
| JOB      | MOORESTOWN LIBRARY/TOWN HALL |  |  |
| LOCATION | MOORESTOWN, NEW JERSEY       |  |  |
| CONTR.   |                              |  |  |
| ENGIN.   | ELTON & THOMPSON, P.C.       |  |  |

|             |                |                |       |
|-------------|----------------|----------------|-------|
| MADE: D5    | DATE: 04.26.13 | FIELD CHECKED: | DATE: |
| CHECKED: D5 | DATE: 04.26.13 | PLANT:         |       |

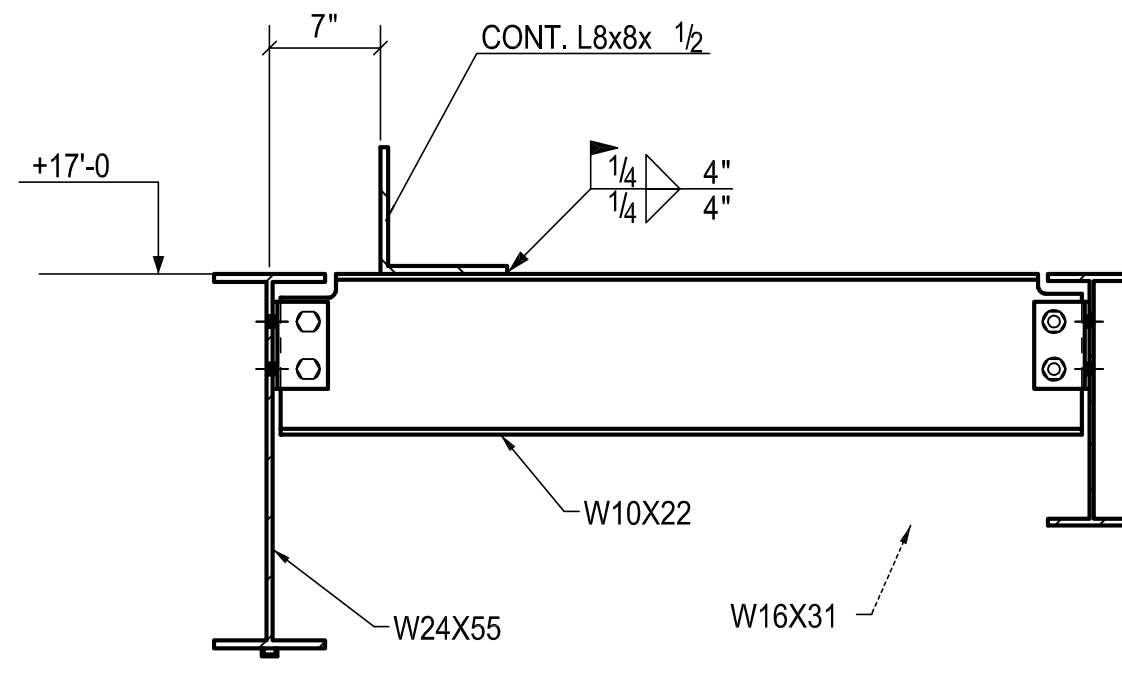
|       |    |          |              |
|-------|----|----------|--------------|
| △     | D5 | 04.28.13 | PER CHECK    |
| △     | D5 | 03.27.13 | PER CHECK    |
| △     | D5 | 02.28.13 | PER CHECK    |
| △     | D5 | 01.08.13 | PER CHECK    |
| △     | D5 | 12.21.12 | FOR APPROVAL |
| REV.# | BY | DATE     | REVISION     |

|          |      |       |      |
|----------|------|-------|------|
| JOB NO.: | 3369 | SHEET | REV. |
|          |      | E9    | - 4  |

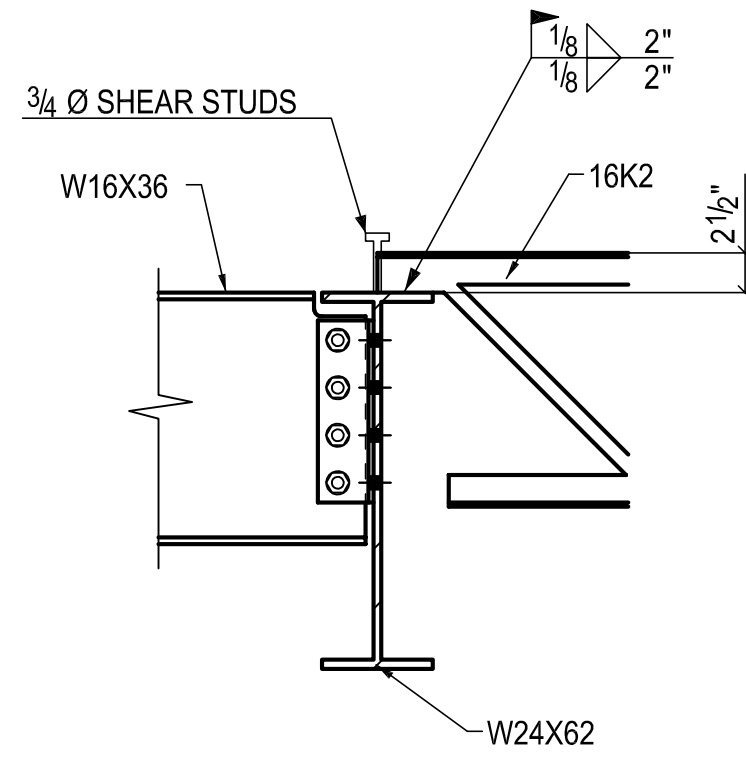




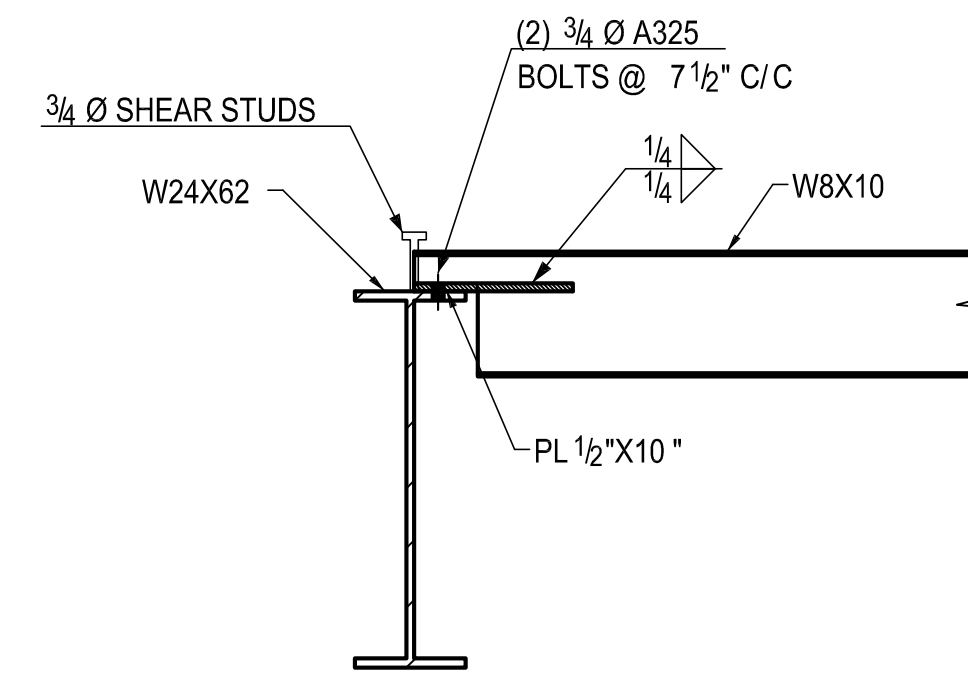
**SECTION 12**  
(RE : 16/ S201)  
(E1,E3,E7)



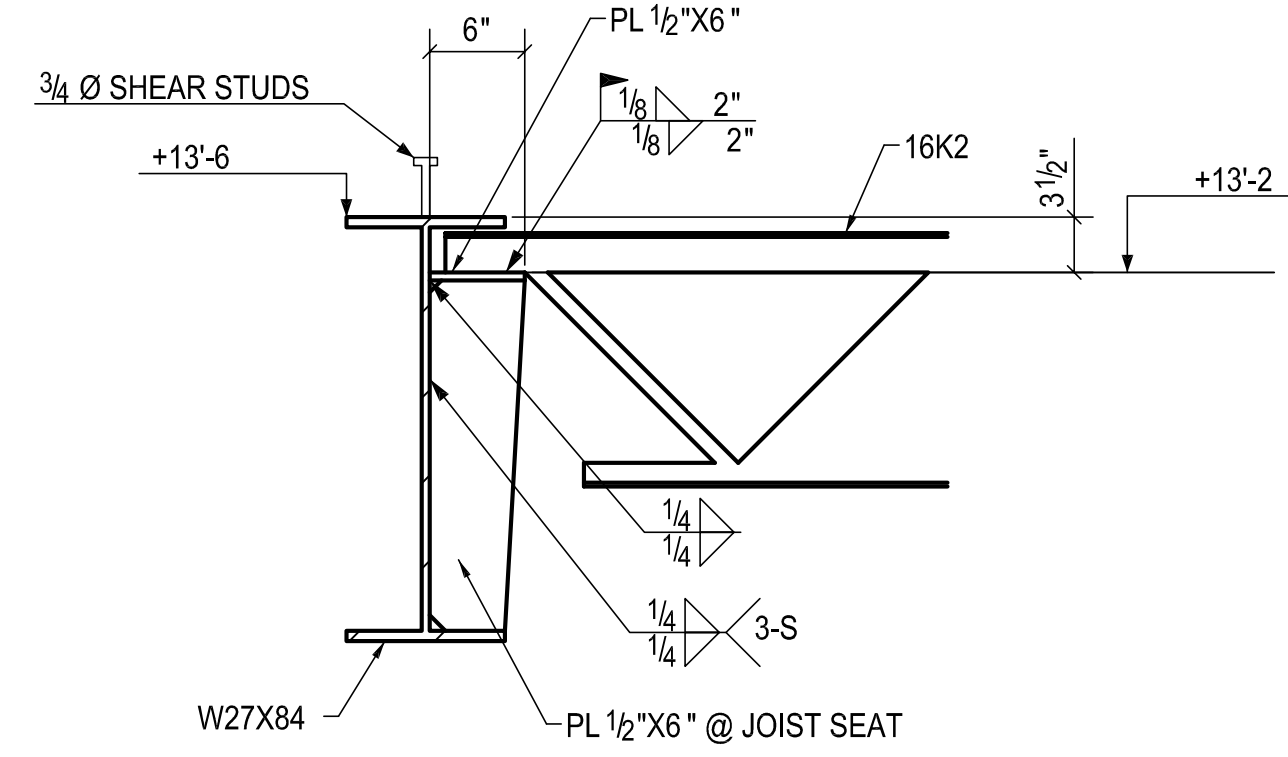
**SECTION 13**  
(RE : 24/ S201)  
(E3,E7)



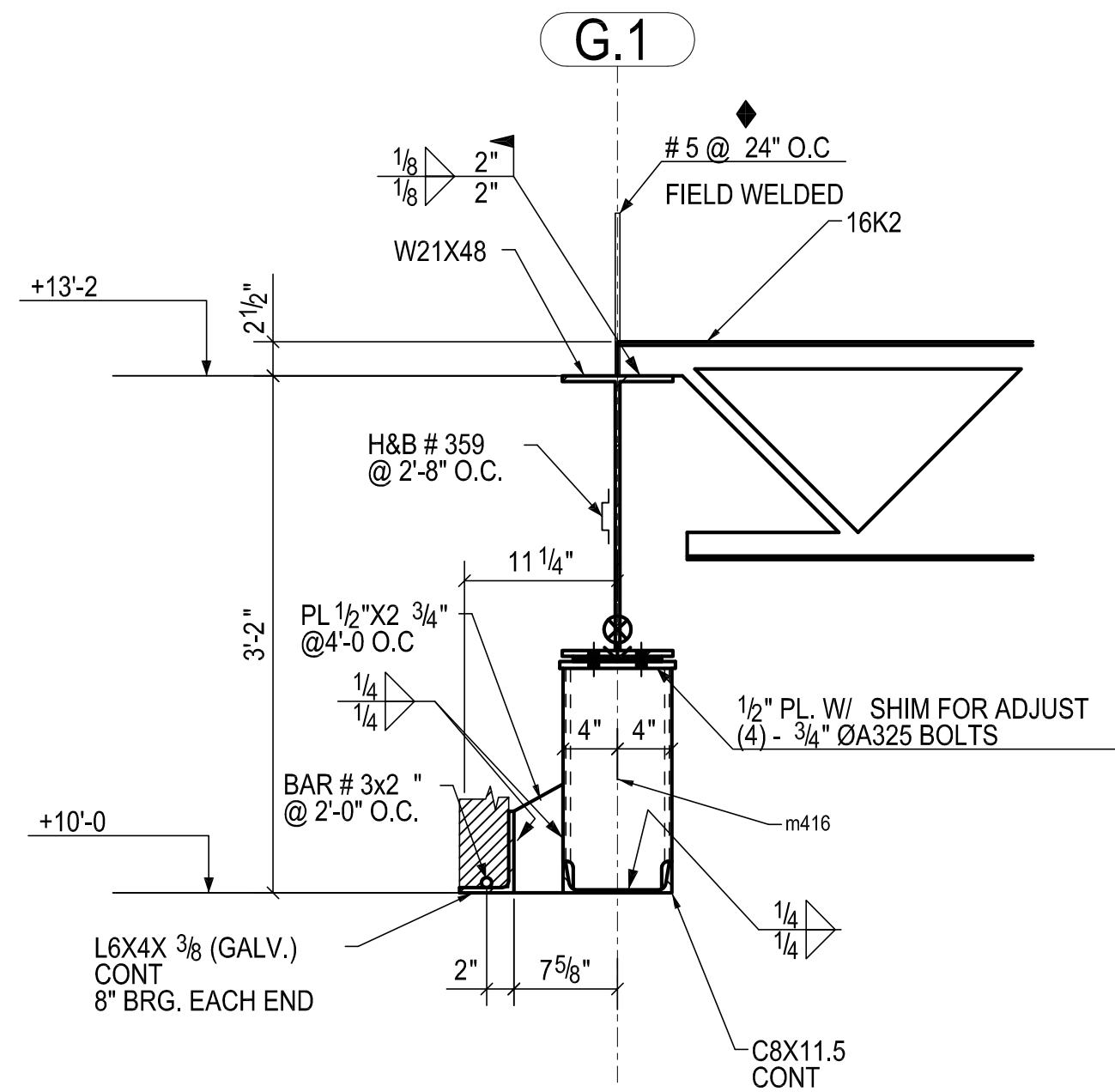
**SECTION 14**  
(RE : 5/ S201)  
(E5)



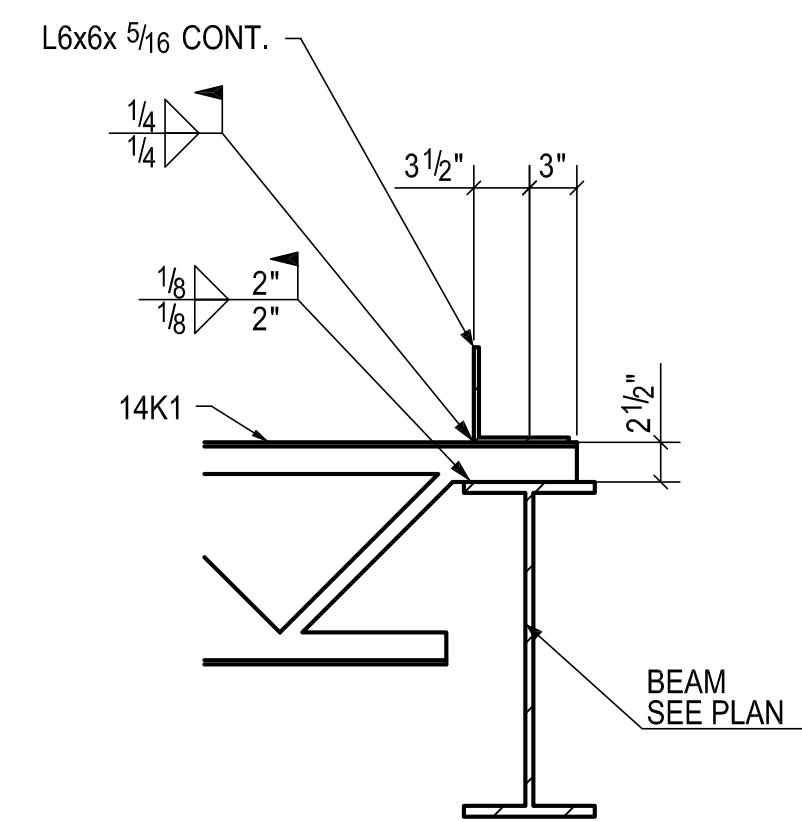
**SECTION 15**  
(RE : 8/ S201)  
(E5)



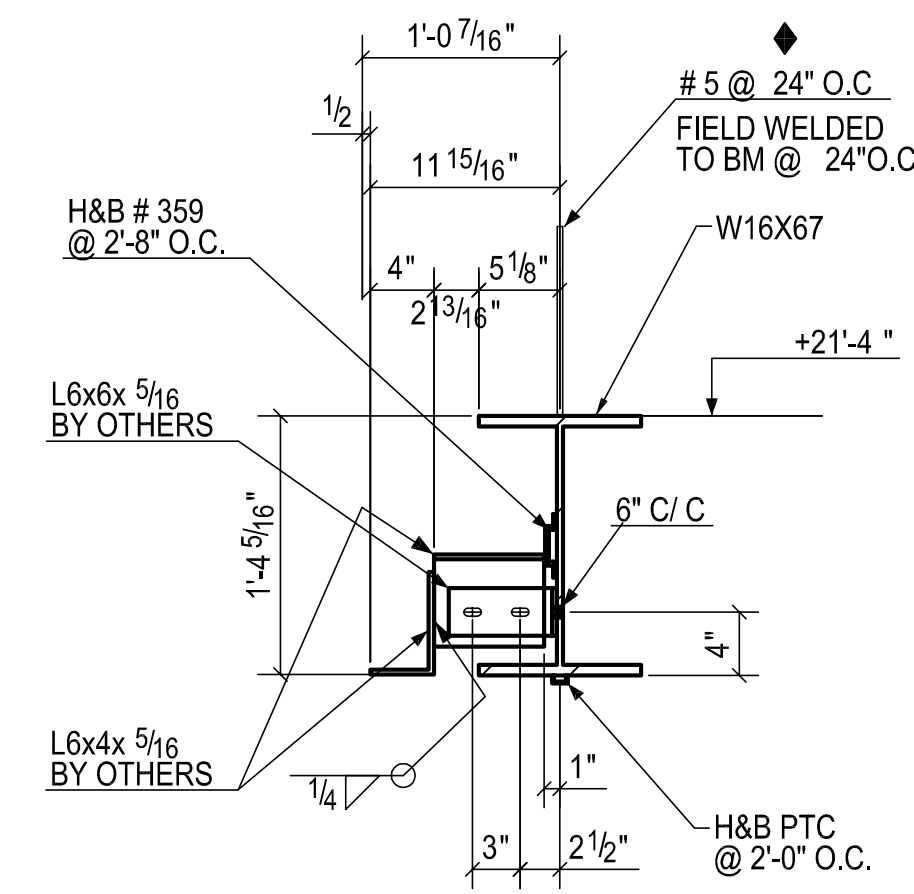
**SECTION 16**  
(RE : 13/ S201)  
(E5)



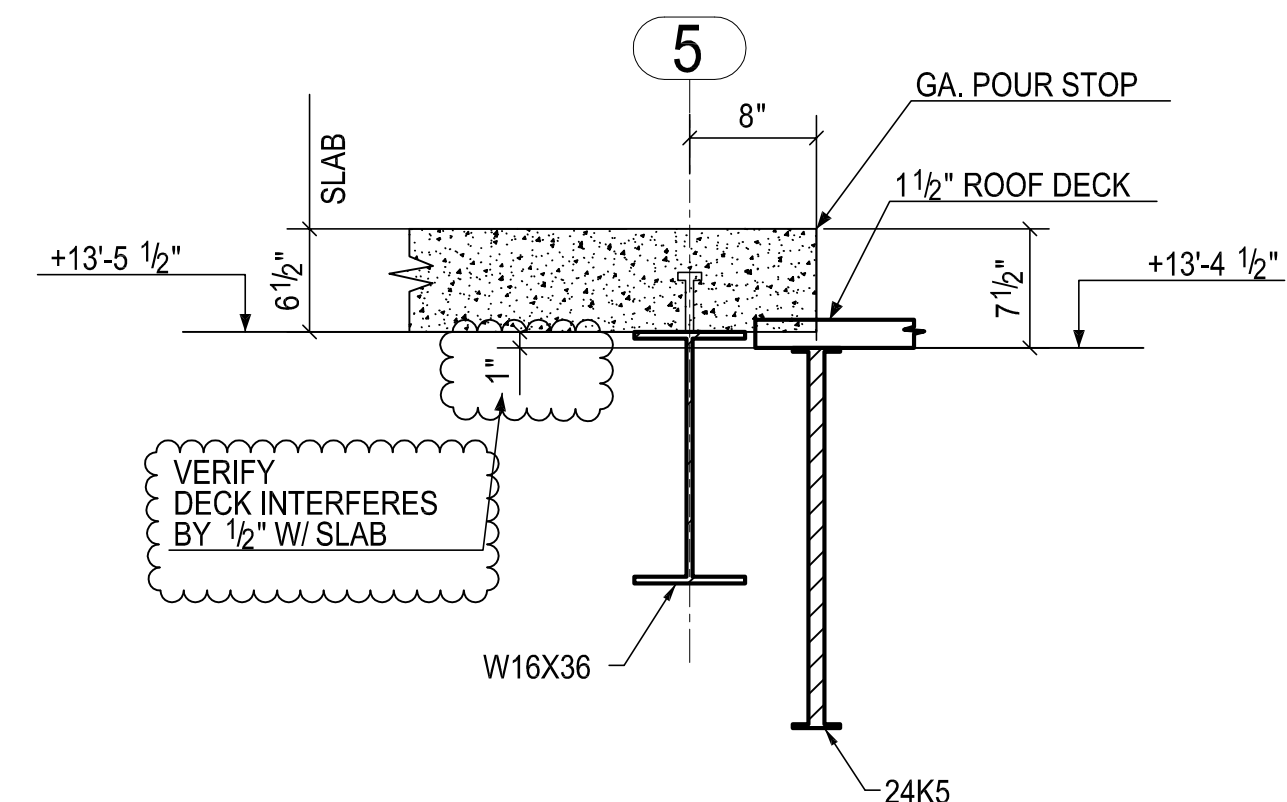
**SECTION 17**  
(RE : 4/ S202)  
(E7)



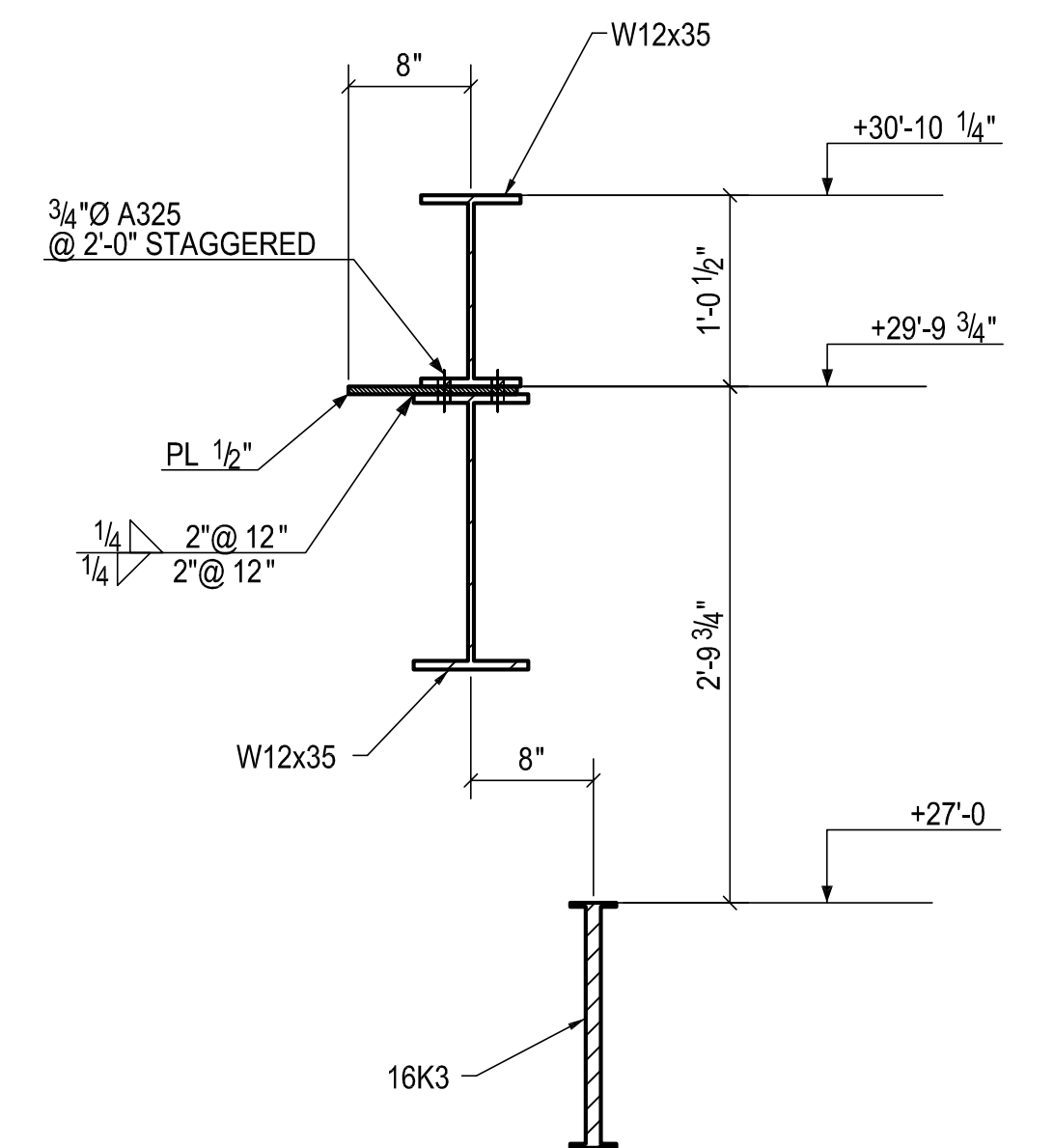
**SECTION 18**  
(RE : 26/ S201)  
(E5,E7)



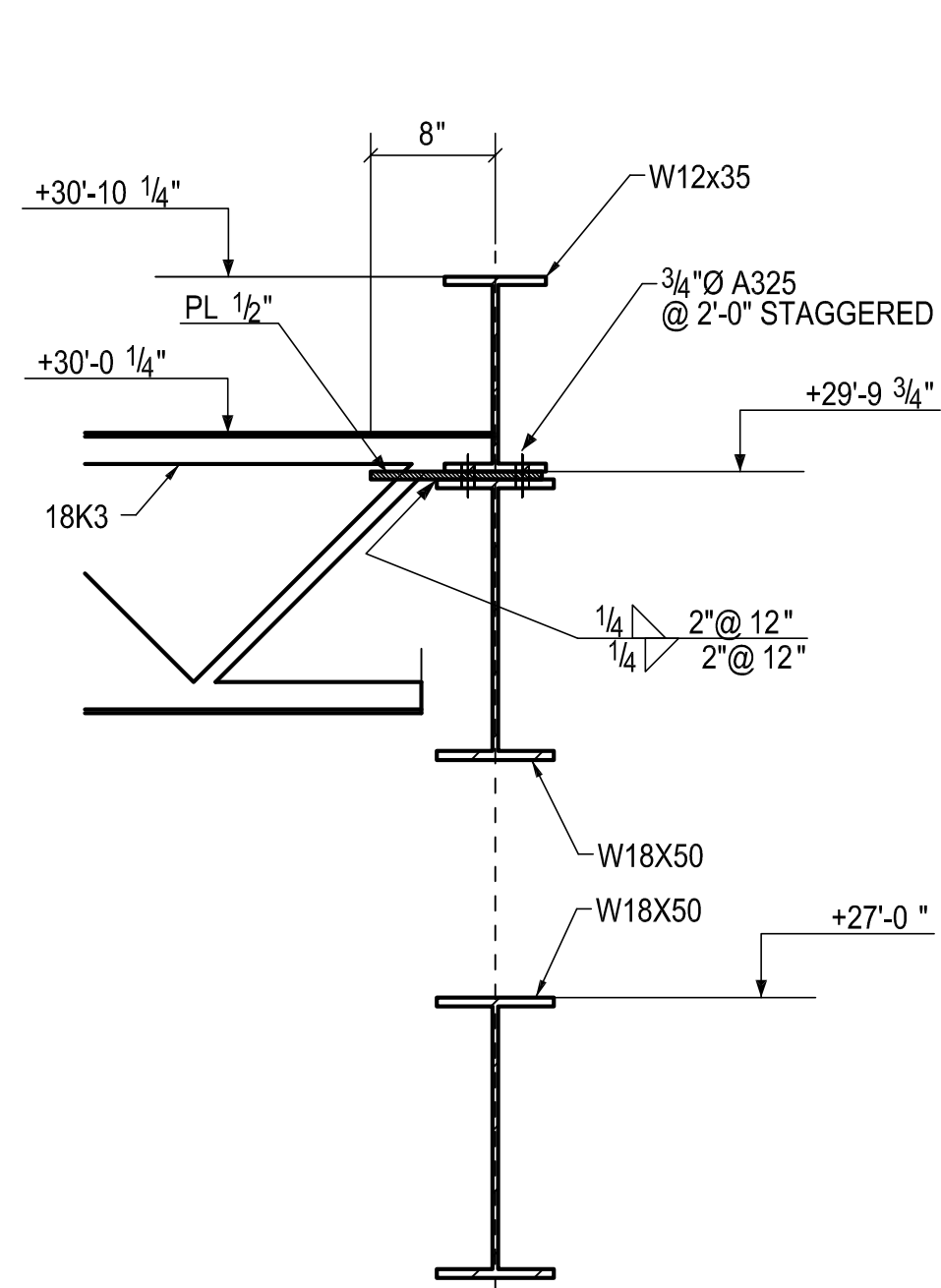
**SECTION 19**  
(RE : 15/ S201)  
(E7)



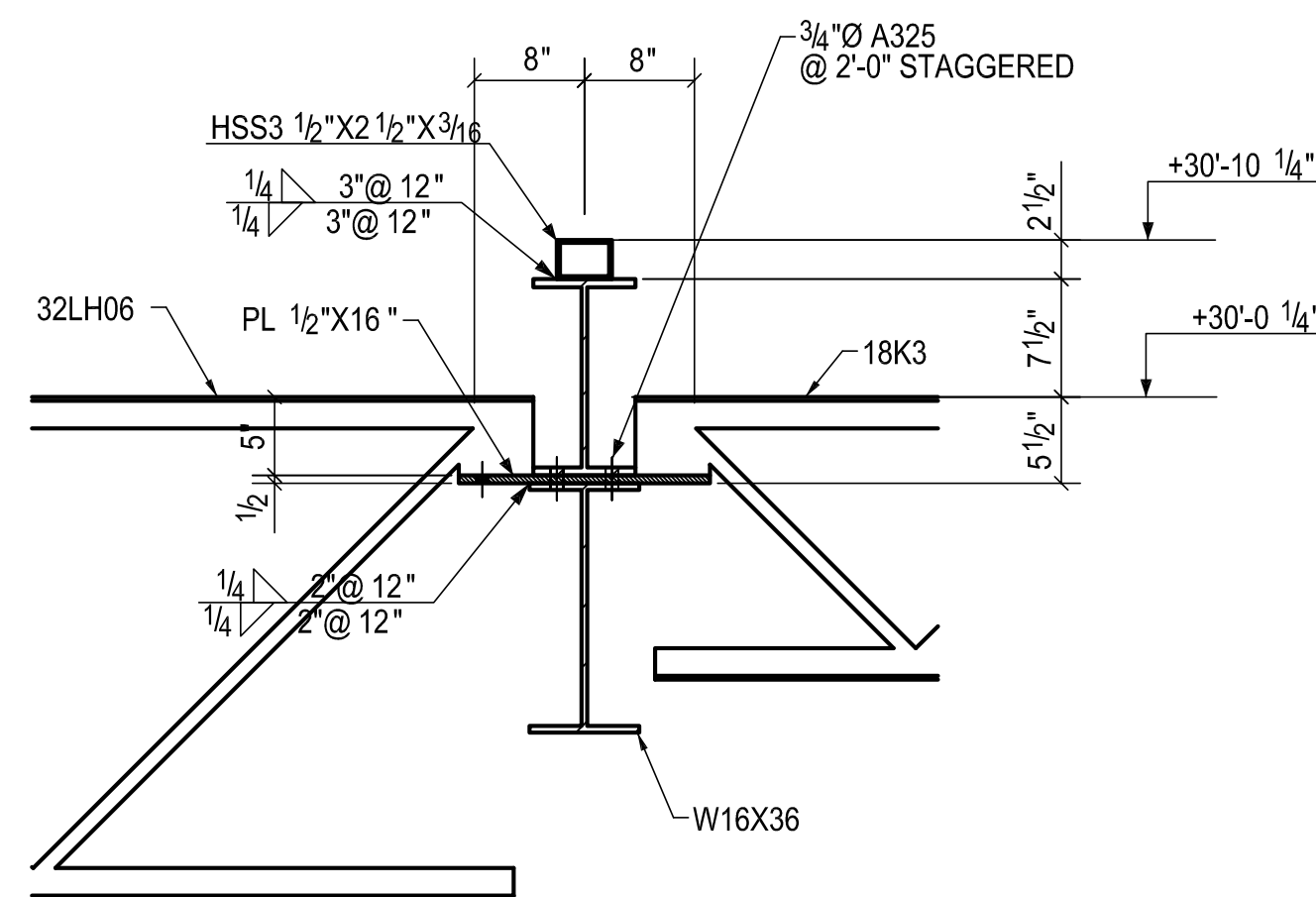
**SECTION 20**  
(RE : 14/ S201)  
(E5)



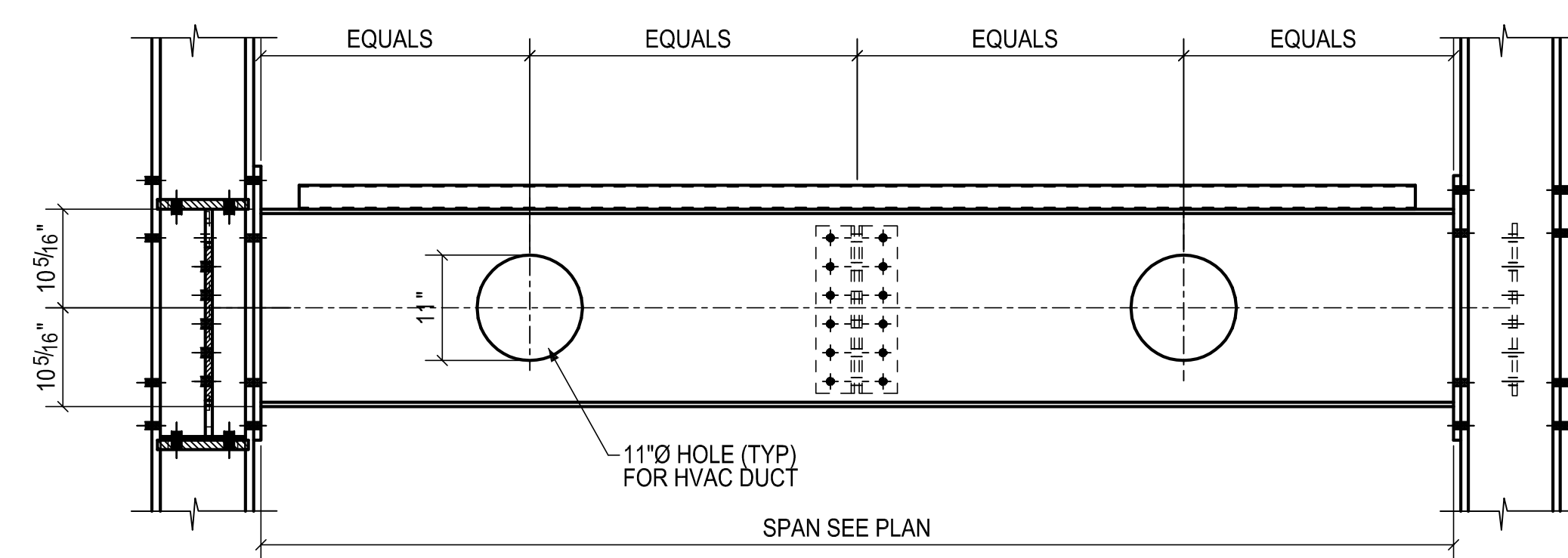
**SECTION 22**  
(RE : 20/ S202)  
(E2)



**SECTION 23**  
(RE : 20A/ S202)  
(E2,E4,E8)



**SECTION 24**  
(RE : 14/ S202)  
(E2)



**\* W21x44 W/ HOLES DETAIL**  
(RE : S201)  
(E1)

APPROVAL/REVIEW AUTHORITY:  
PLEASE REVIEW THIS DRAWING CAREFULLY.  
IT REPRESENTS OUR BEST EFFORTS TO THE EXTENT OF  
THE CONTRACT DOCUMENTS. HOWEVER, THE STEEL  
FABRICATOR AND THE STRUCTURAL STEEL DETAILER  
ASSUME NO RESPONSIBILITY FOR THE ACCURACY OF THE  
INFORMATION SHOWN ON THIS DRAWING. THIS IS THE  
RESPONSIBILITY OF THE BUYER.  
  
IT WILL BE ASSUMED THAT ALL INFORMATION SHOWN  
HEREIN HAS THE APPROVAL OF THE APPROVAL  
AUTHORITY UNLESS NOTED TO THE CONTRARY ON THIS  
DRAWING WHEN IT IS RETURNED FROM APPROVAL.  
  
SUBSEQUENT CHANGES TO INFORMATION SHOWN ON  
THESE DRAWINGS AFTER FIRST SUBMISSION WILL BE  
CONSIDERED AS CONTRACT CHANGES.  
  
ADOPTED BY THE NATIONAL INSTITUTE OF BUILDING SYSTEMS (NIBS)

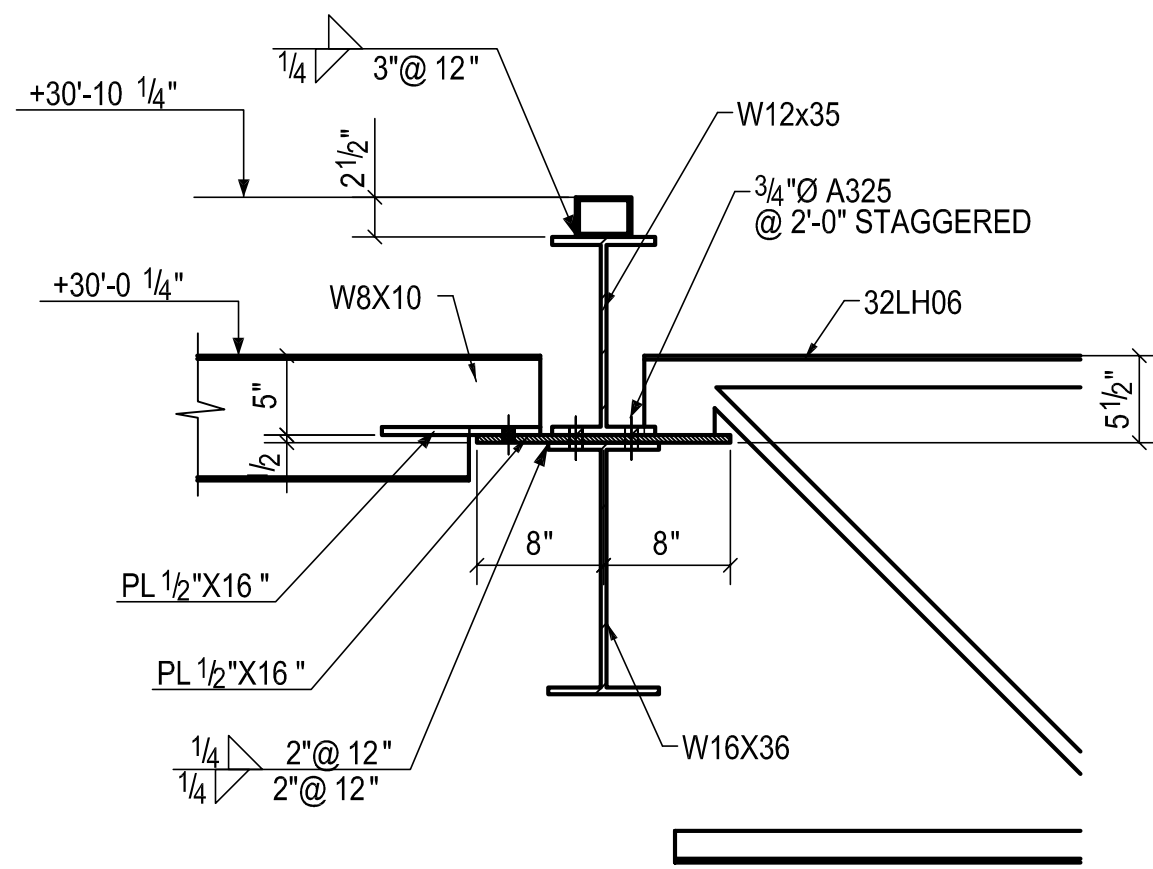
|             |           |                |                                   |
|-------------|-----------|----------------|-----------------------------------|
| MATL. (UN): | A36 UNO   | SURFACE PREP.: | SHOP PAINT:                       |
| HOLES (UN): | 13/16 UNO | BOLTS:         | ONE SHOP COAT U<br>E70XX or Equiv |

|          |                              |
|----------|------------------------------|
| TITLE    | DETAILS & SECTIONS           |
| JOB      | MOORESTOWN LIBRARY/TOWN HALL |
| LOCATION | MOORESTOWN, NEW JERSEY       |
| CONTR.   |                              |
| ENGIN.   | ELTON & THOMPSON, P.C.       |

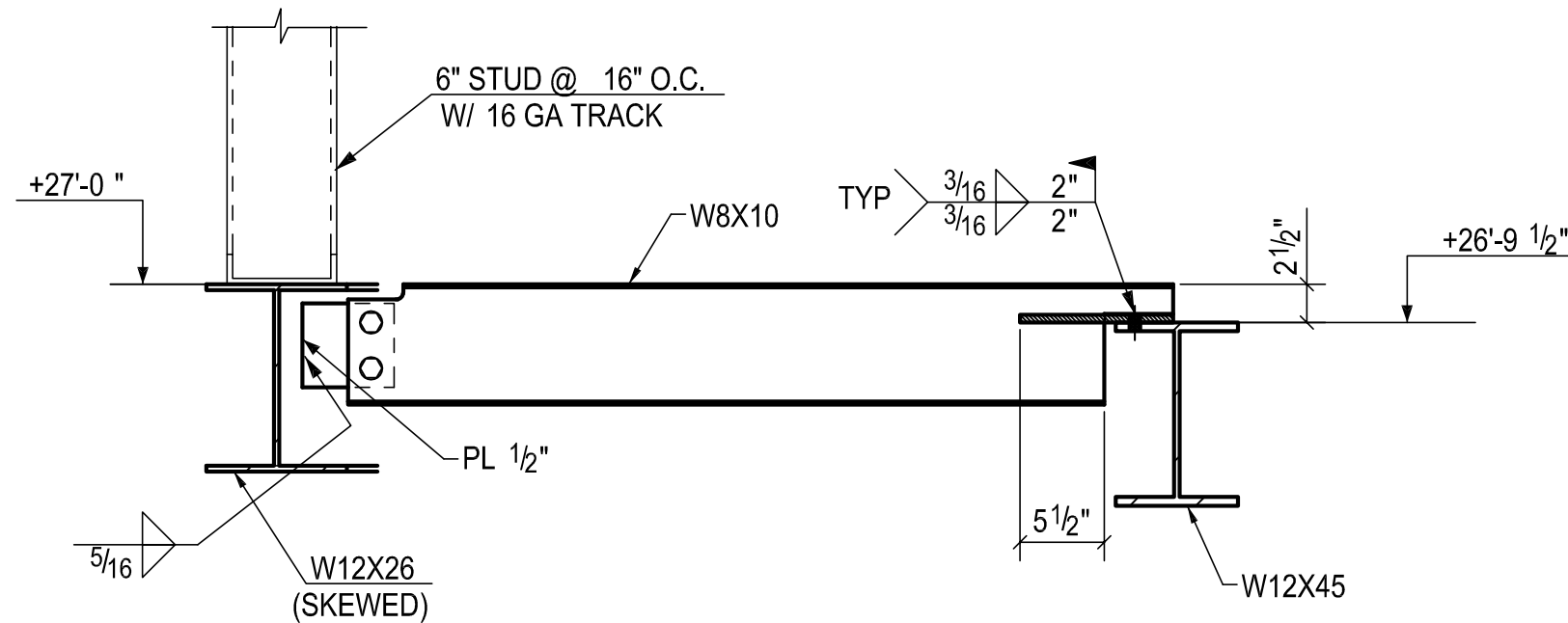
|             |                |                |       |
|-------------|----------------|----------------|-------|
| MADE: DS    | DATE: 05.15.13 | FIELD CHECKED: | DATE: |
| CHECKED: DS | DATE: 05.15.13 | PLANT:         |       |

|       |    |          |              |
|-------|----|----------|--------------|
| △     | DS | 05.15.13 | PER CHECK    |
| △     | DS | 04.28.13 | PER CHECK    |
| △     | DS | 03.27.13 | PER CHECK    |
| △     | DS | 02.28.13 | PER CHECK    |
| △     | DS | 01.08.13 | PER CHECK    |
| △     | DS | 12.21.12 | FOR APPROVAL |
| REV.# | BY | DATE     | REVISION     |

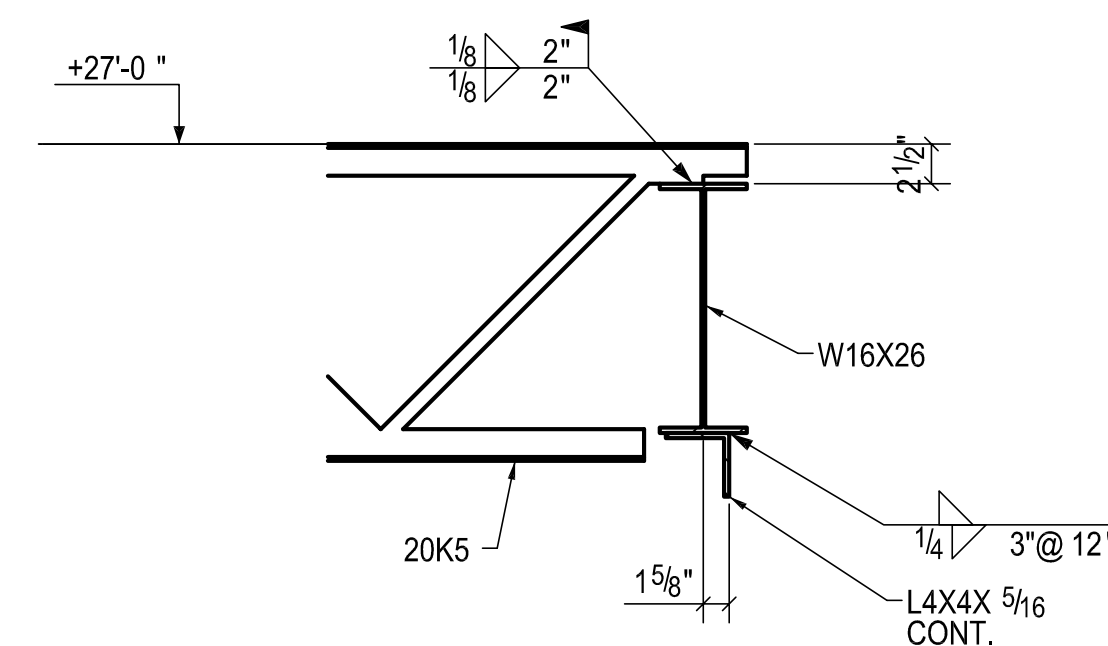
|          |      |       |      |
|----------|------|-------|------|
| JOB NO.: | 3369 | SHEET | REV. |
|          |      | E10   | - 5  |



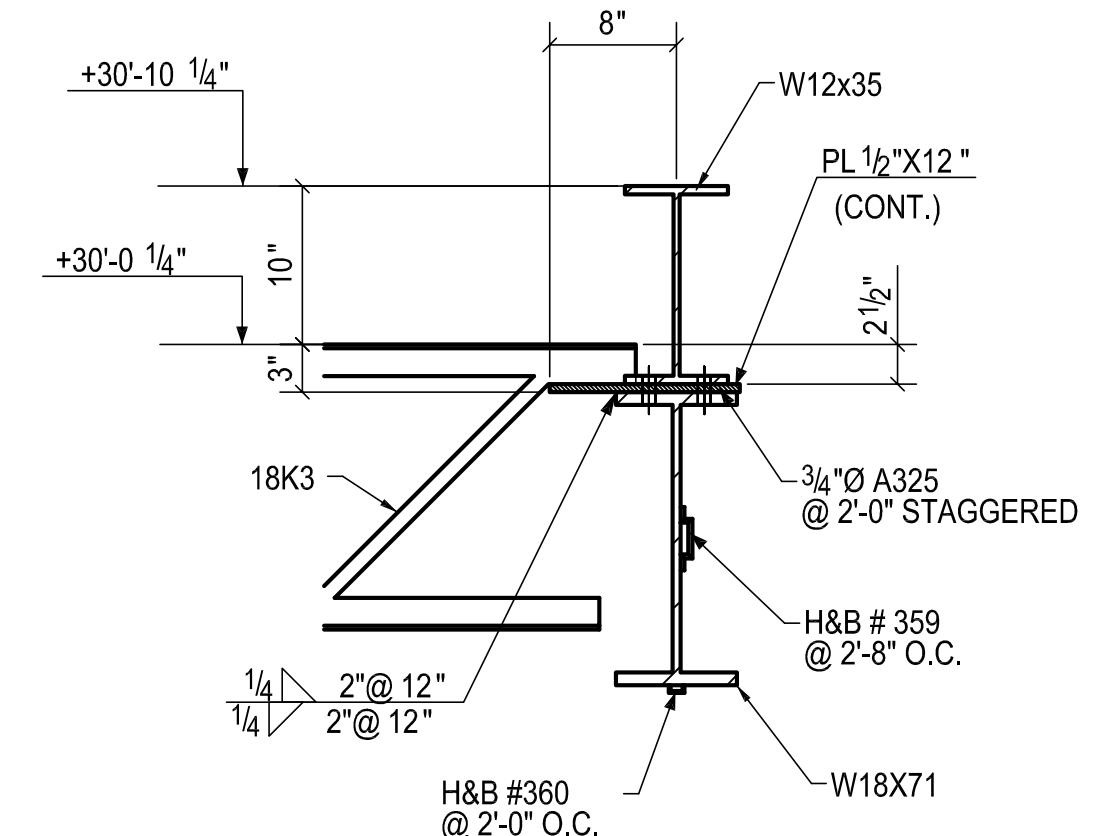
**SECTION 25**  
RE : 15/ S202  
(E2)



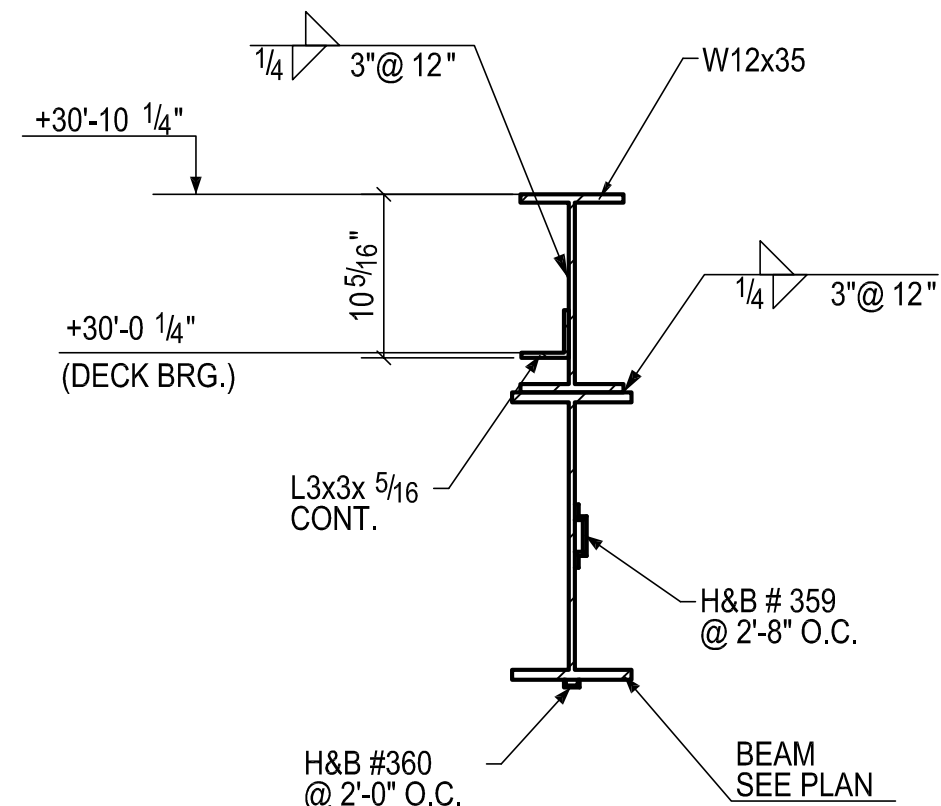
**SECTION 27**  
RE : 10/ S202  
(E4)



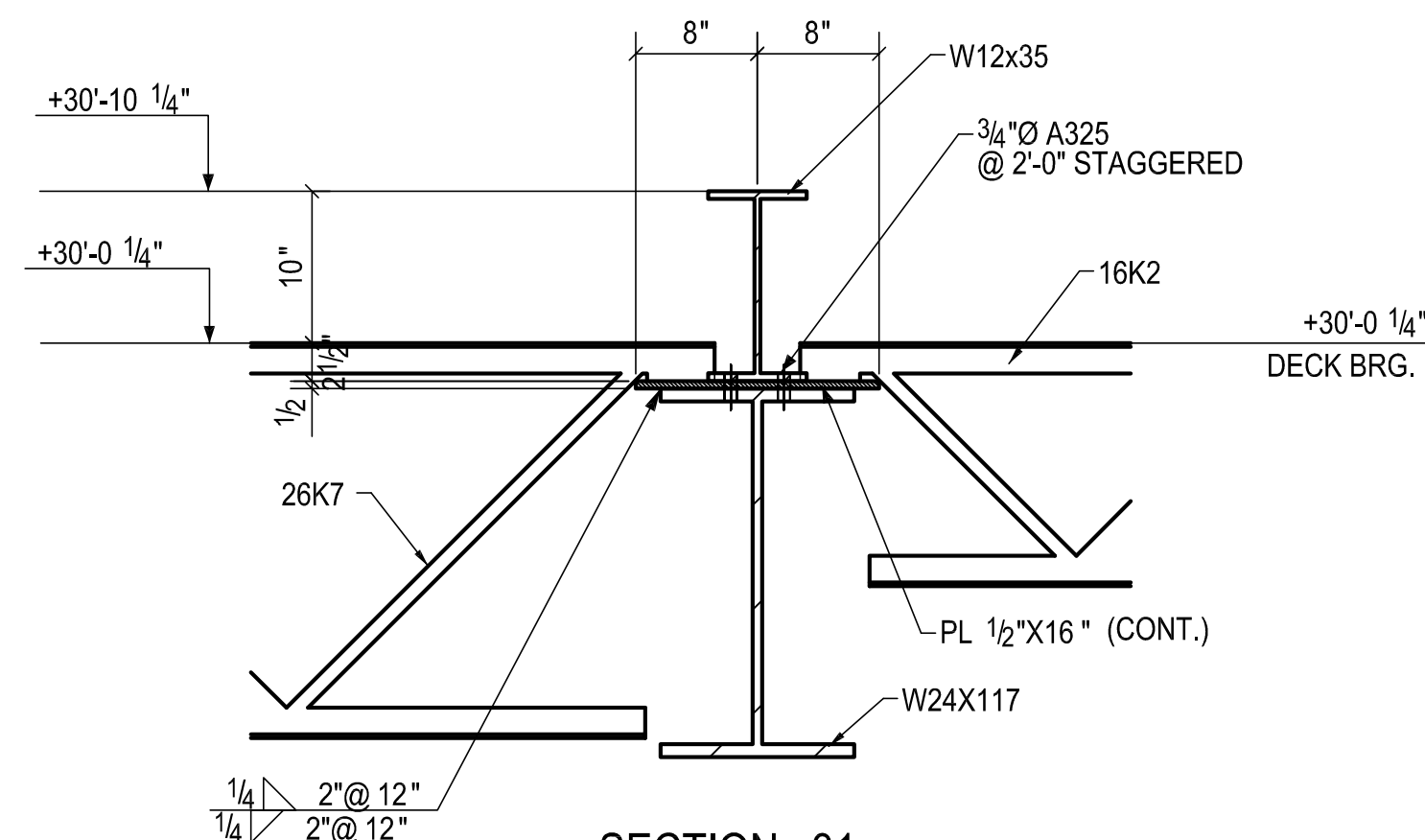
**SECTION 28**  
RE : 22/ S202  
(E6)



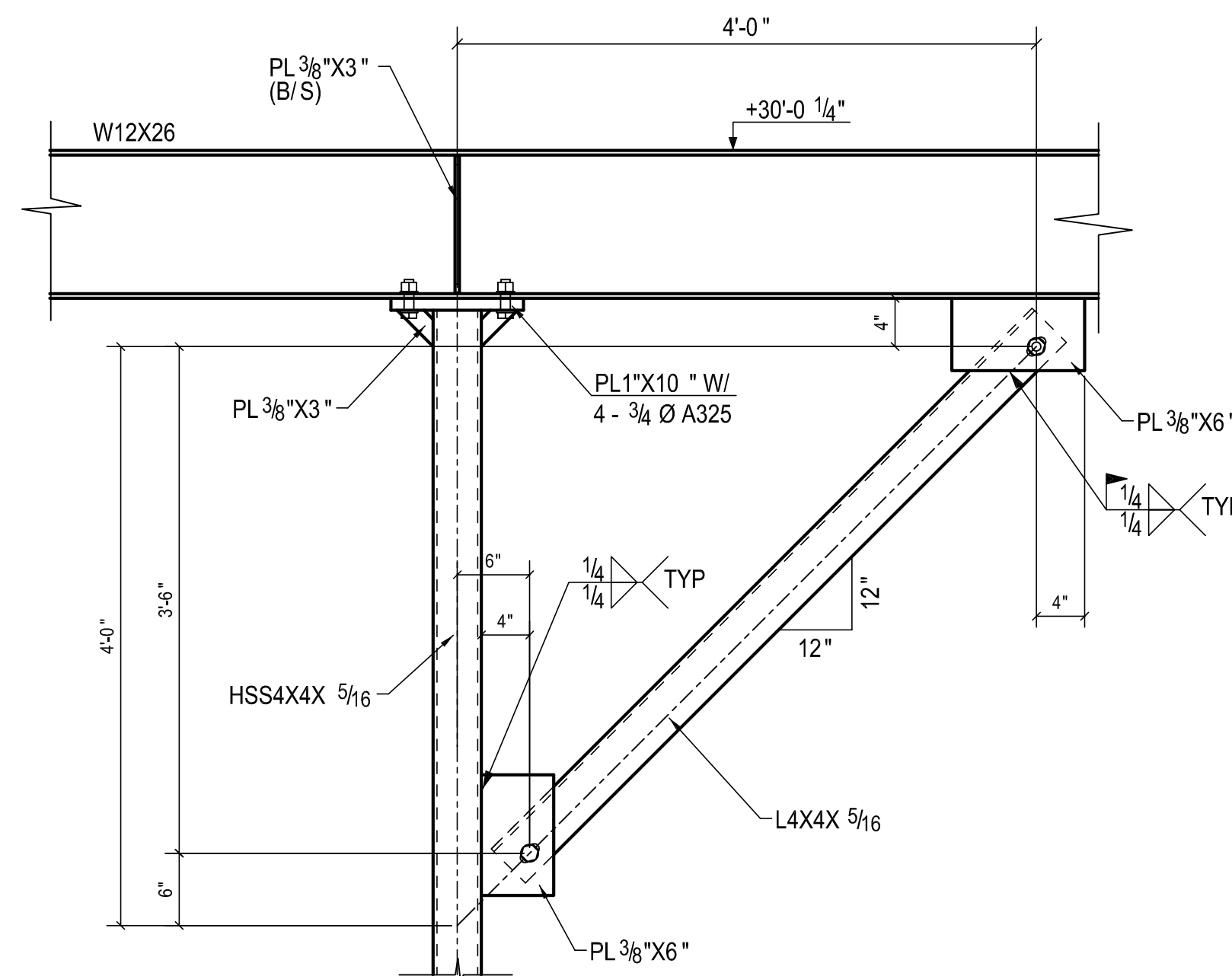
**SECTION 29**  
RE : 11/ S202  
(E2,E4,E8)



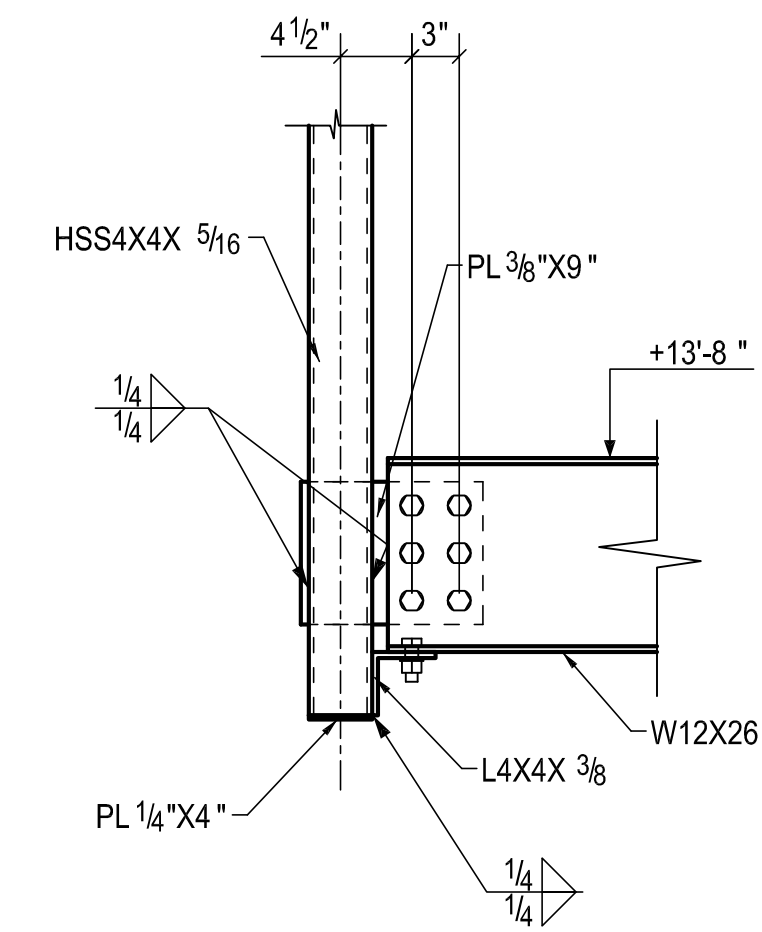
**SECTION 30**  
RE : 16/ S202, 7/ S203  
(E2,E8)



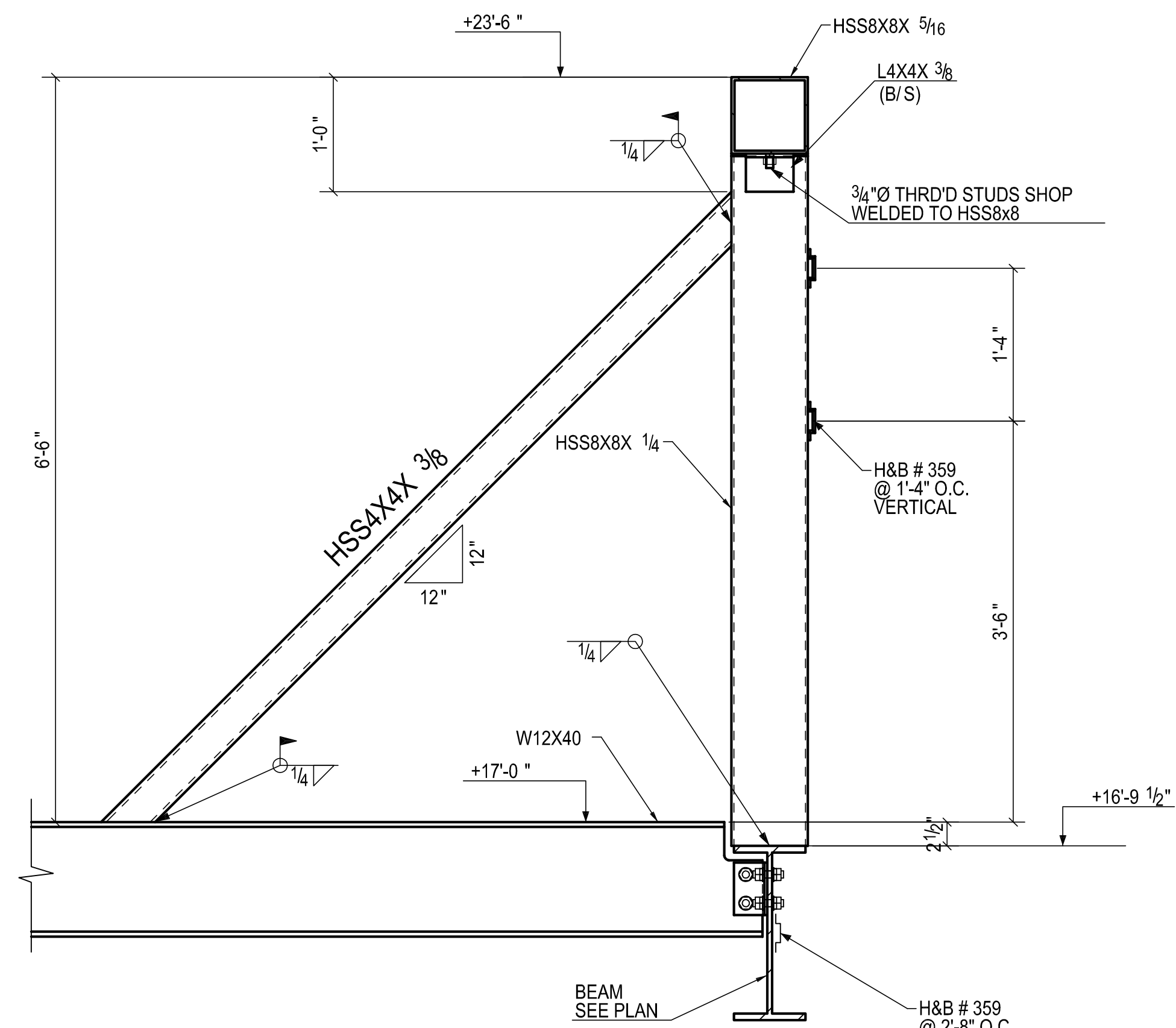
**SECTION 31**  
RE : 13/ S202  
(E8)



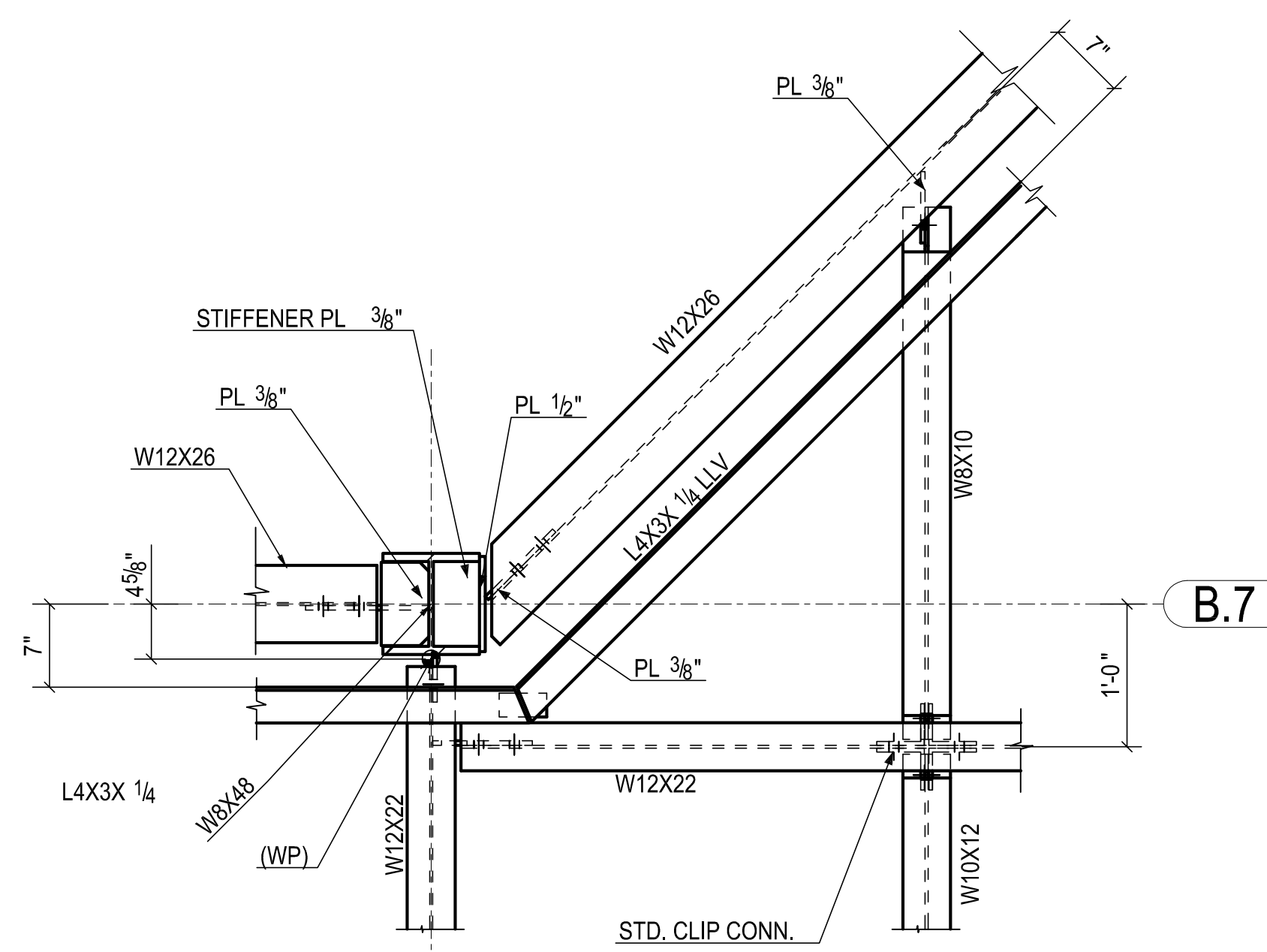
**SECTION 32**  
RE : 5/ S202  
(E8)



**SECTION 33**  
RE : 25/ S201  
(E7)



**SECTION 36**  
RE : 12/ S202  
(E3,E4)



**DETAIL 37**  
RE : SK1 / RFI #9

APPROVAL/REVIEW AUTHORITY:  
I REPRESENT MYSELF AS AN ENGINEER AND AS SUCH I AM RESPONSIBLE FOR THE ACCURACY OF THE INFORMATION SHOWN ON THIS DRAWING. THIS IS THE RESPONSIBILITY OF THE ENGINEER.  
IT WILL BE ASSUMED THAT ALL INFORMATION SHOWN HEREIN HAS THE APPROVATION OF THE APPROVAL AUTHORITY UNLESS NOTED TO THE CONTRARY ON THIS DRAWING WHEN IT IS RETURNED FROM APPROVAL.  
SUBSEQUENT CHANGES TO INFORMATION SHOWN ON THESE DRAWINGS AFTER FIRST SUBMISSION WILL BE CONSIDERED AS CONTRACT CHANGES.  
REPRODUCED BY THE NATIONAL ARCHIVES OF STEEL DESIGN (NAD)

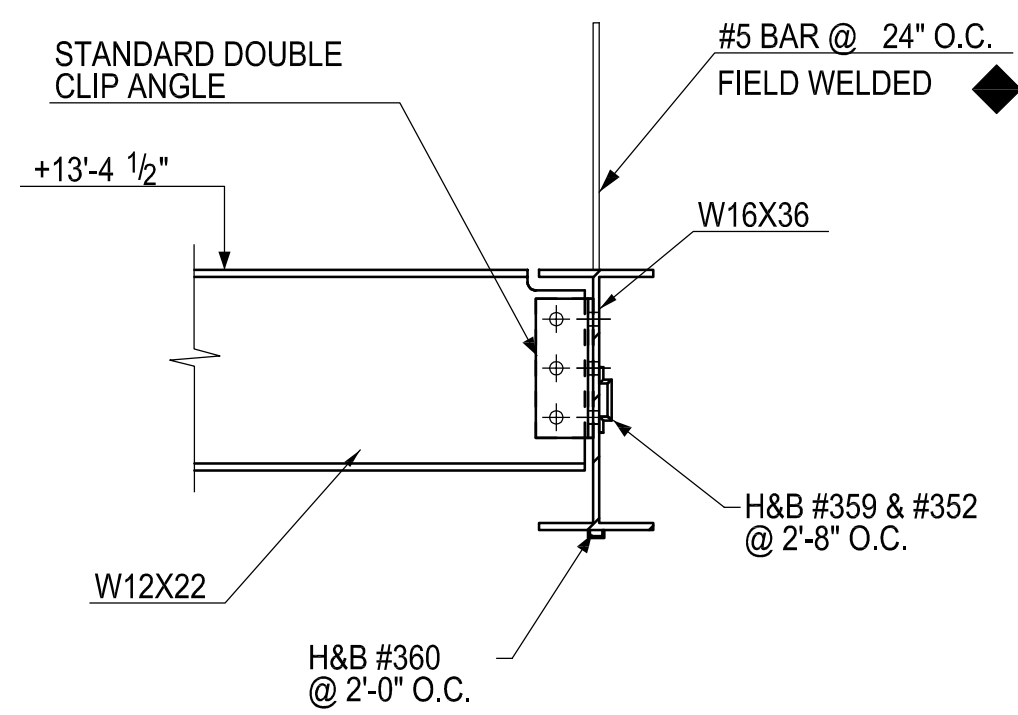
|             |           |                  |                 |
|-------------|-----------|------------------|-----------------|
| MATL (UN):  | A36 UNO   | SURFACE PREP.:   | SHOP PAINT:     |
| HOLES (UN): | 13/16 UNO | BOLTS:           | ONE SHOP COAT U |
|             |           | 3/4" Ø A325-N UN | WELDS:          |
|             |           |                  | E70XX or Equiv  |

|          |                              |  |  |
|----------|------------------------------|--|--|
| TITLE    | DETAILS & SECTIONS           |  |  |
| JOB      | MOORESTOWN LIBRARY/TOWN HALL |  |  |
| LOCATION | MOORESTOWN, NEW JERSEY       |  |  |
| CONTR.   |                              |  |  |
| ENGIN.   | ELTON & THOMPSON, P.C.       |  |  |

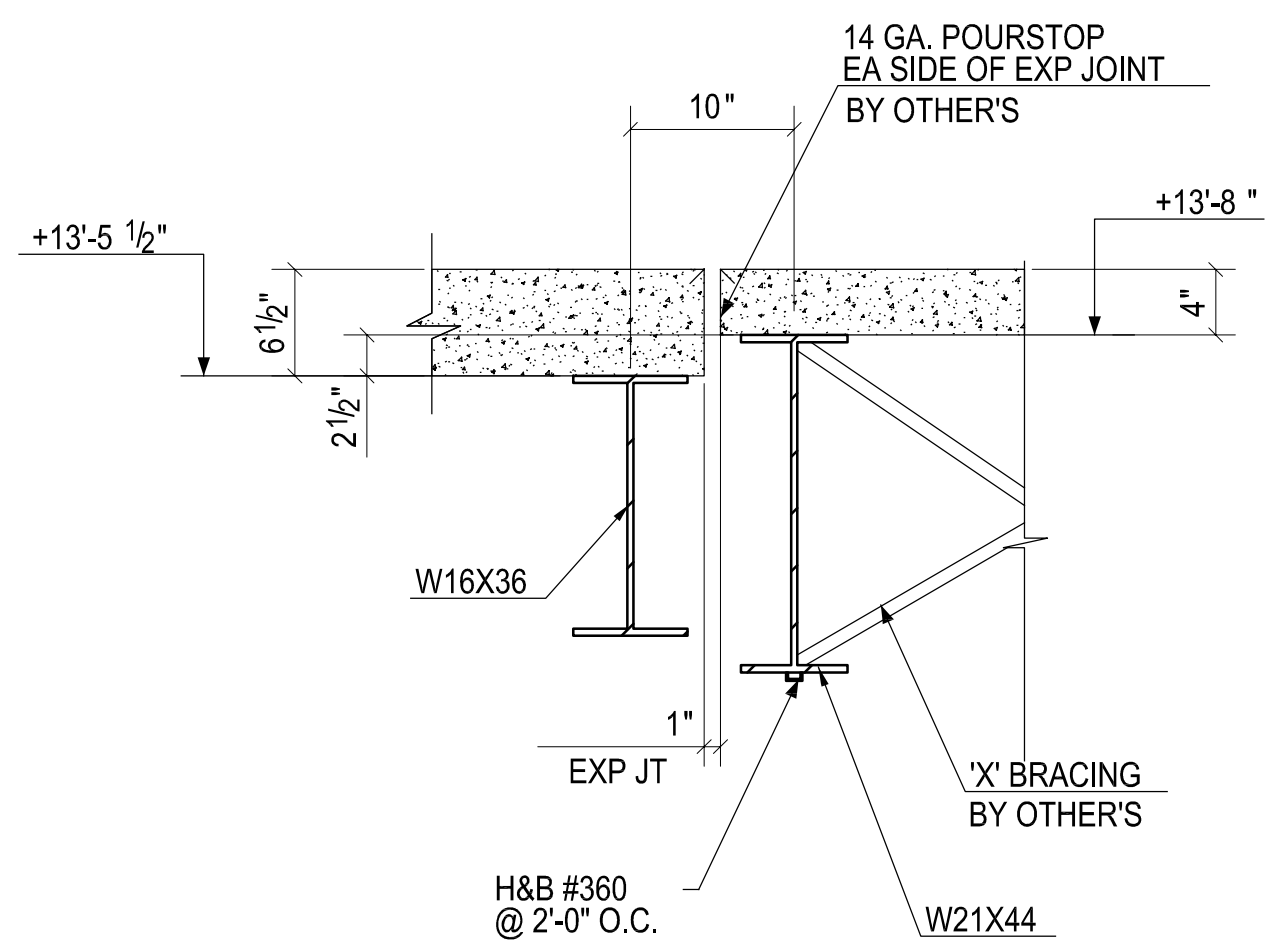
|             |                |                |       |
|-------------|----------------|----------------|-------|
| MADE: D5    | DATE: 04.26.13 | FIELD CHECKED: | DATE: |
| CHECKED: D5 | DATE: 04.26.13 | PLANT:         |       |

|          |      |       |      |
|----------|------|-------|------|
| JOB NO.: | 3369 | SHEET | REV. |
|          |      | E11   | - 8  |

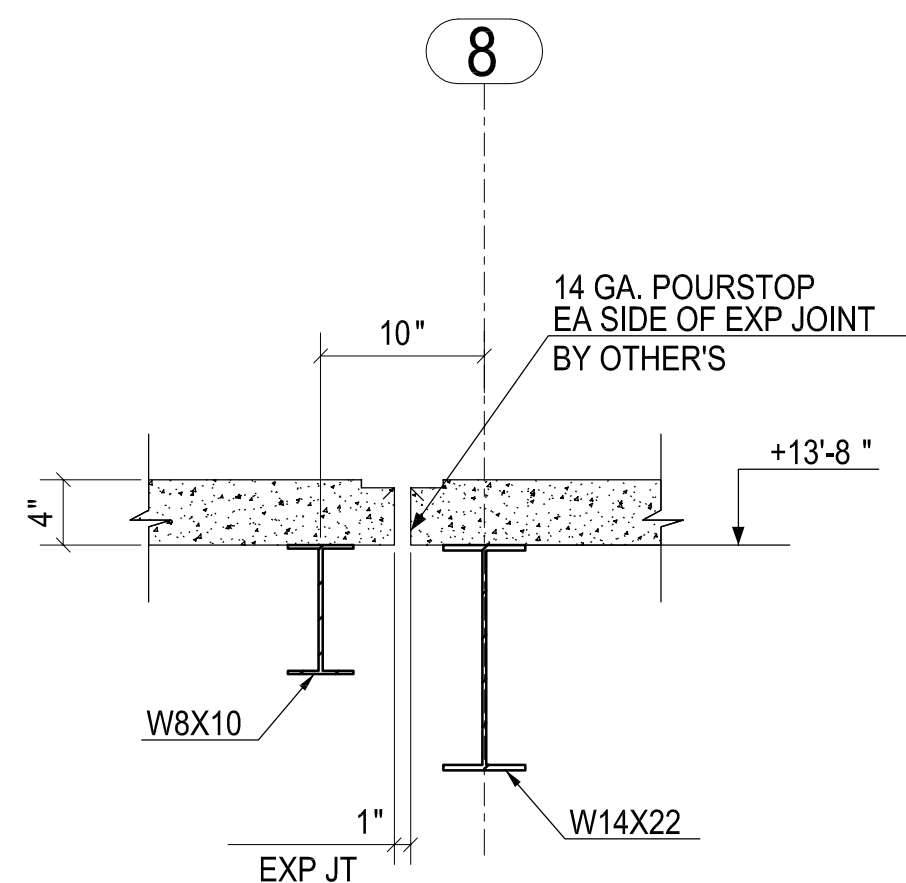
|       |    |          |              |
|-------|----|----------|--------------|
| REV.# | BY | DATE     | REVISION     |
| 1     | DS | 04.28.13 | PER CHECK    |
| 2     | DS | 04.25.13 | PER CHECK    |
| 3     | DS | 04.17.13 | PER CHECK    |
| 4     | DS | 04.12.13 | PER CHECK    |
| 5     | DS | 04.04.13 | PER CHECK    |
| 6     | DS | 03.27.13 | PER CHECK    |
| 7     | DS | 02.28.13 | PER CHECK    |
| 8     | DS | 01.08.13 | PER CHECK    |
| 9     | DS | 12.21.12 | FOR APPROVAL |



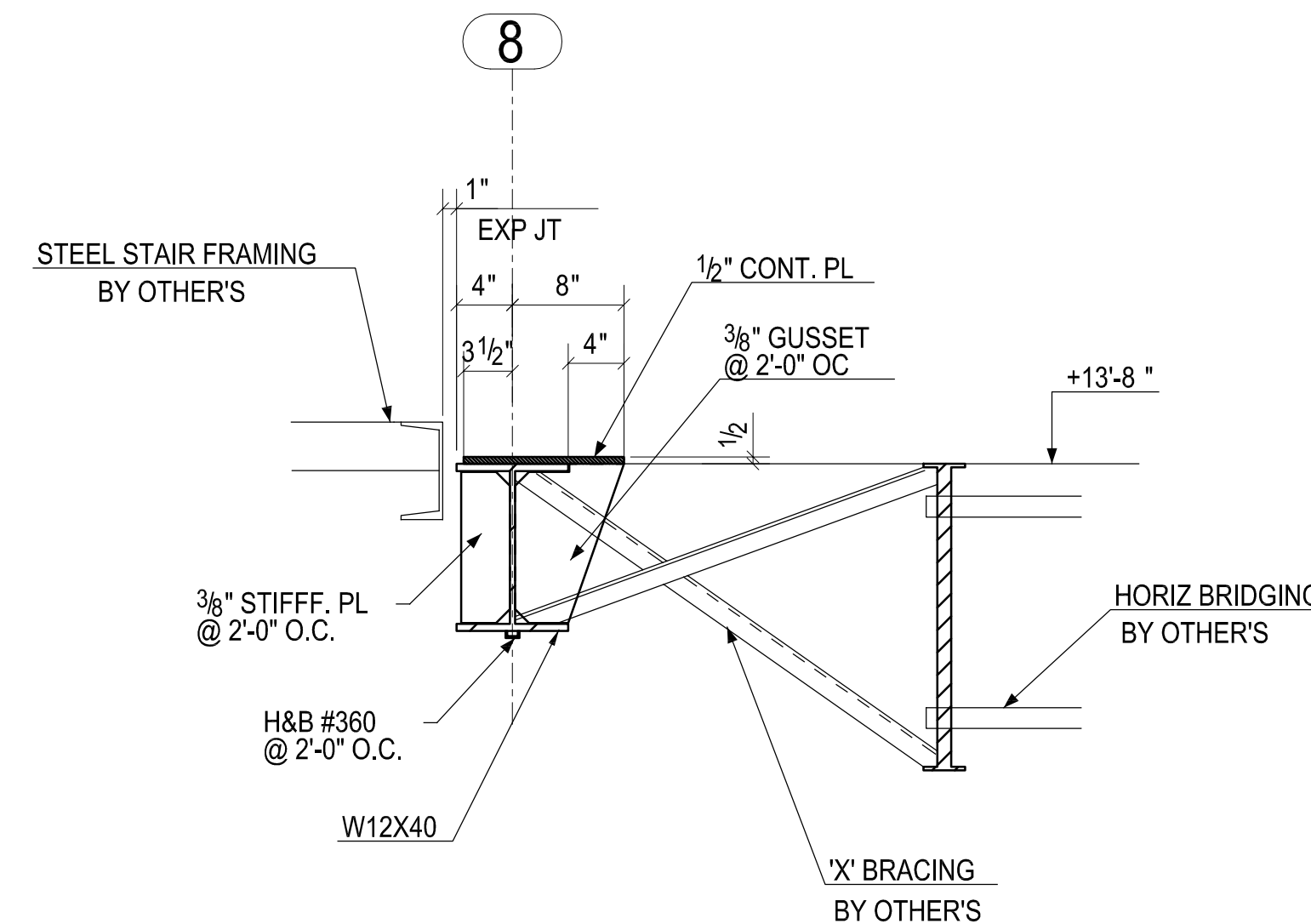
**SECTION 38**  
RE : 6/ S202  
(E1,E5,E7)



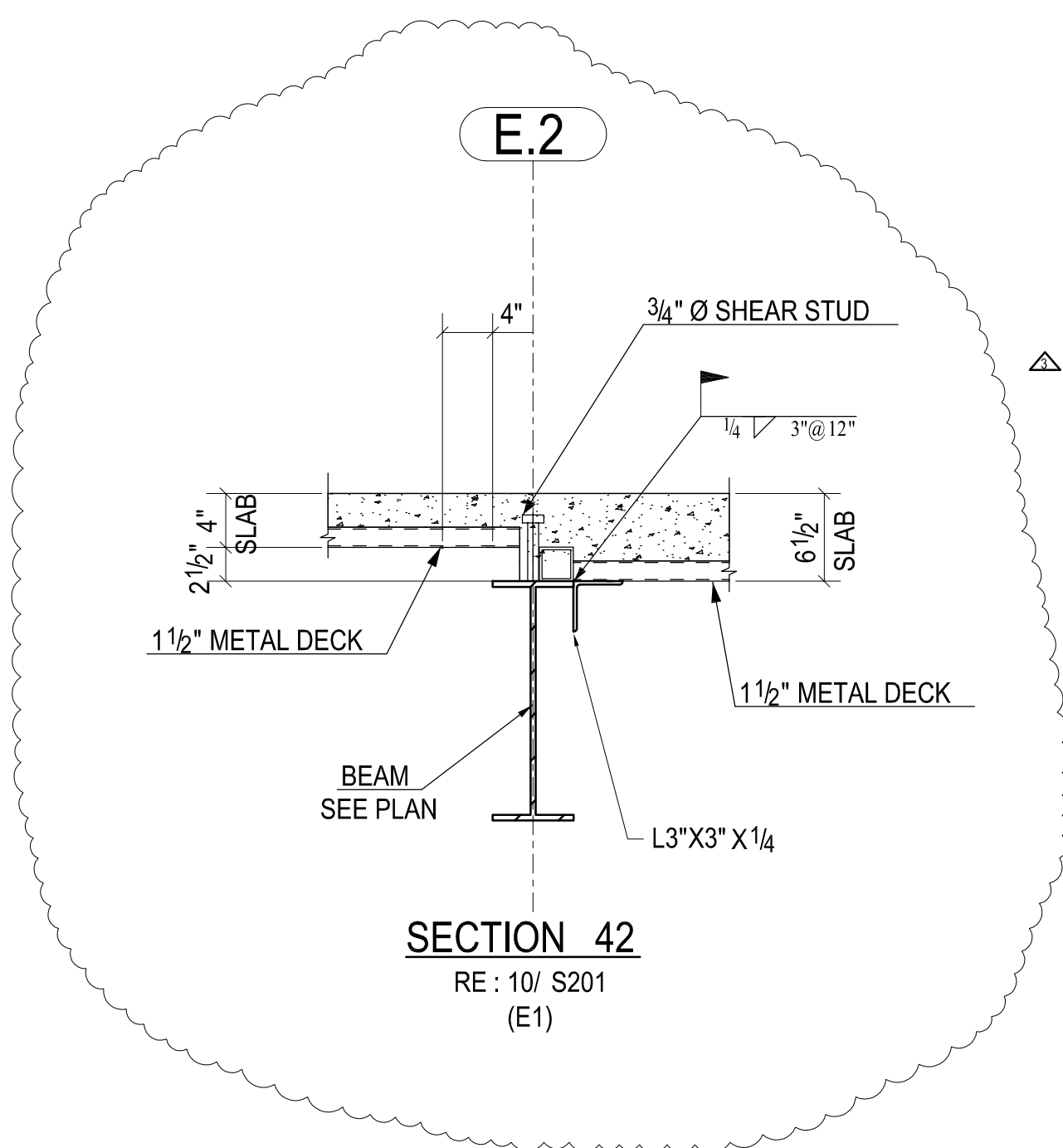
**SECTION 39**  
RE : 6/ S201  
(E1,E5)



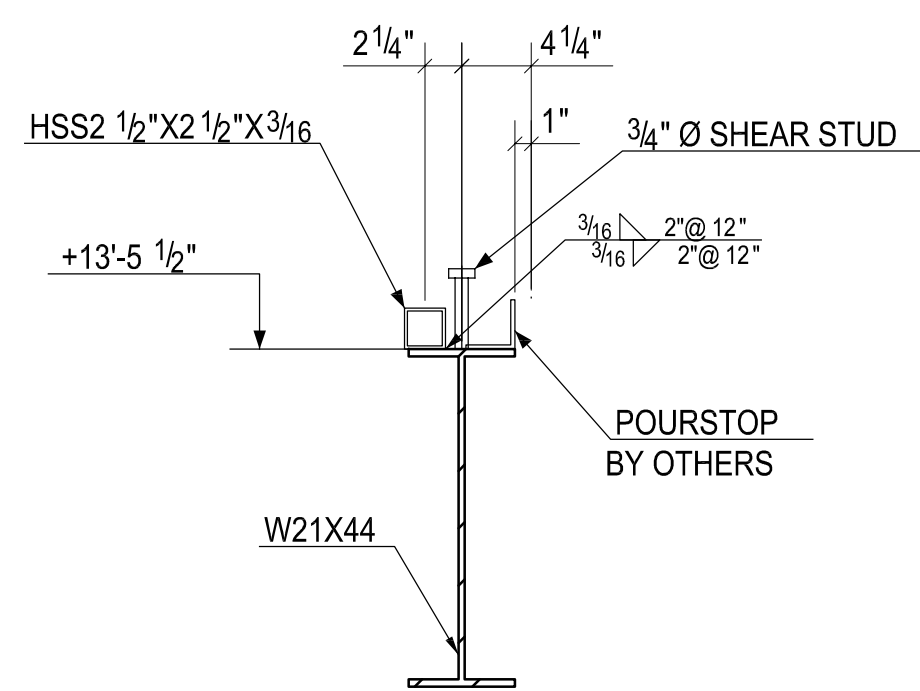
**SECTION 40**  
RE : 21/ S201  
(E1,E5)



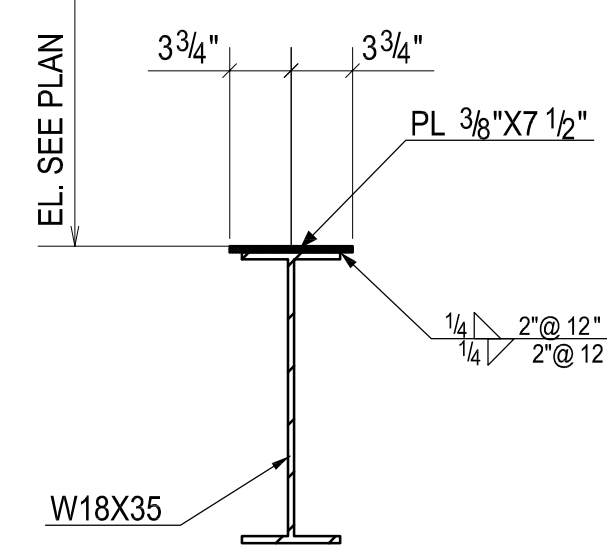
**SECTION 41**  
RE : 18/ S201  
(E1,E5)



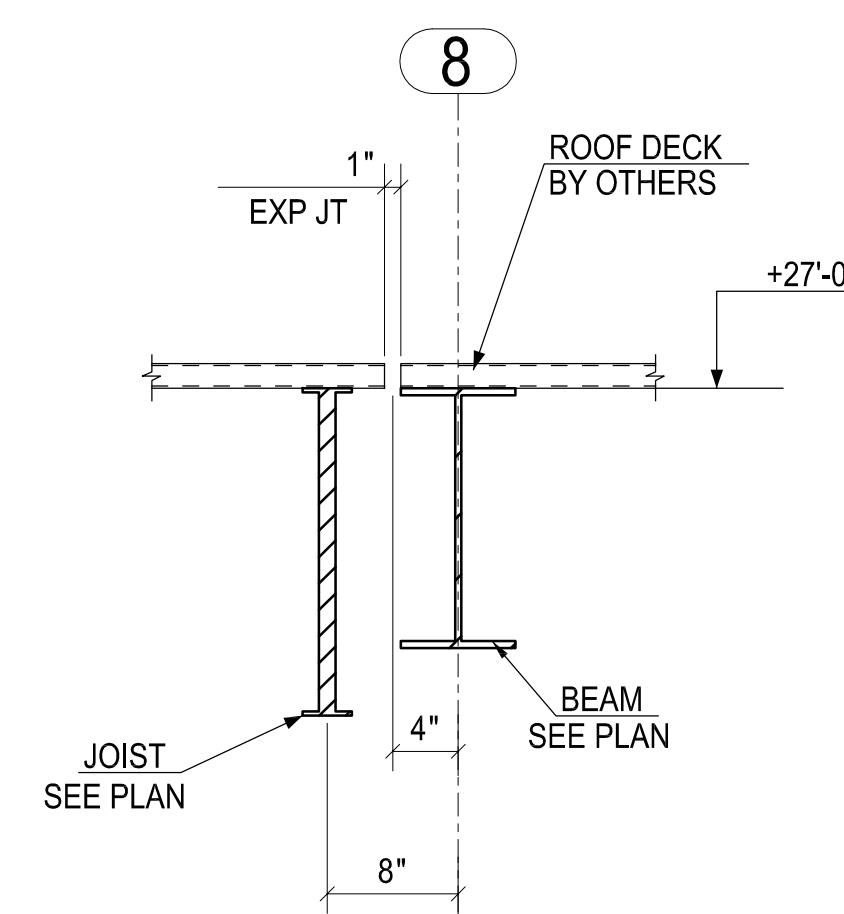
**SECTION 42**  
RE : 10/ S201  
(E1)



**SECTION 43**  
(E1)



**SECTION 44**  
RE : E/ A104  
(E1)



**SECTION 45**  
RE : 17/ S202  
(E2,E6)

APPROVAL REVIEW AUTHORITY:  
PLEASE REVIEW THIS DRAWING CAREFULLY.  
IT REPRESENTS OUR INTERPRETATION OF THE INTENT OF  
THE CONTRACT DOCUMENTS. HOWEVER, THE STEEL  
FABRICATOR AND THE STRUCTURAL STEEL DETAILER  
ASSUME NO RESPONSIBILITY FOR THE ACCURACY OF THE  
INFORMATION SHOWN ON THIS DRAWING. THIS IS THE  
RESPONSIBILITY OF THE BUYER.  
  
IT WILL BE ASSUMED THAT ALL INFORMATION SHOWN  
HEREIN HAS THE AFFIRMATION OF THE APPROVAL  
AUTHORITY (UNLESS NOTED TO THE CONTRARY ON THIS  
DRAWING WHEN IT IS RETURNED FROM APPROVAL.  
  
SUBSEQUENT CHANGES TO INFORMATION SHOWN ON  
THESE DRAWINGS AFTER FIRST SUBMISSION WILL BE  
CONSIDERED AS CONTRACT CHANGES.  
  
ADOPTED BY THE NATIONAL INSTITUTE OF STEEL DETAILING INC.

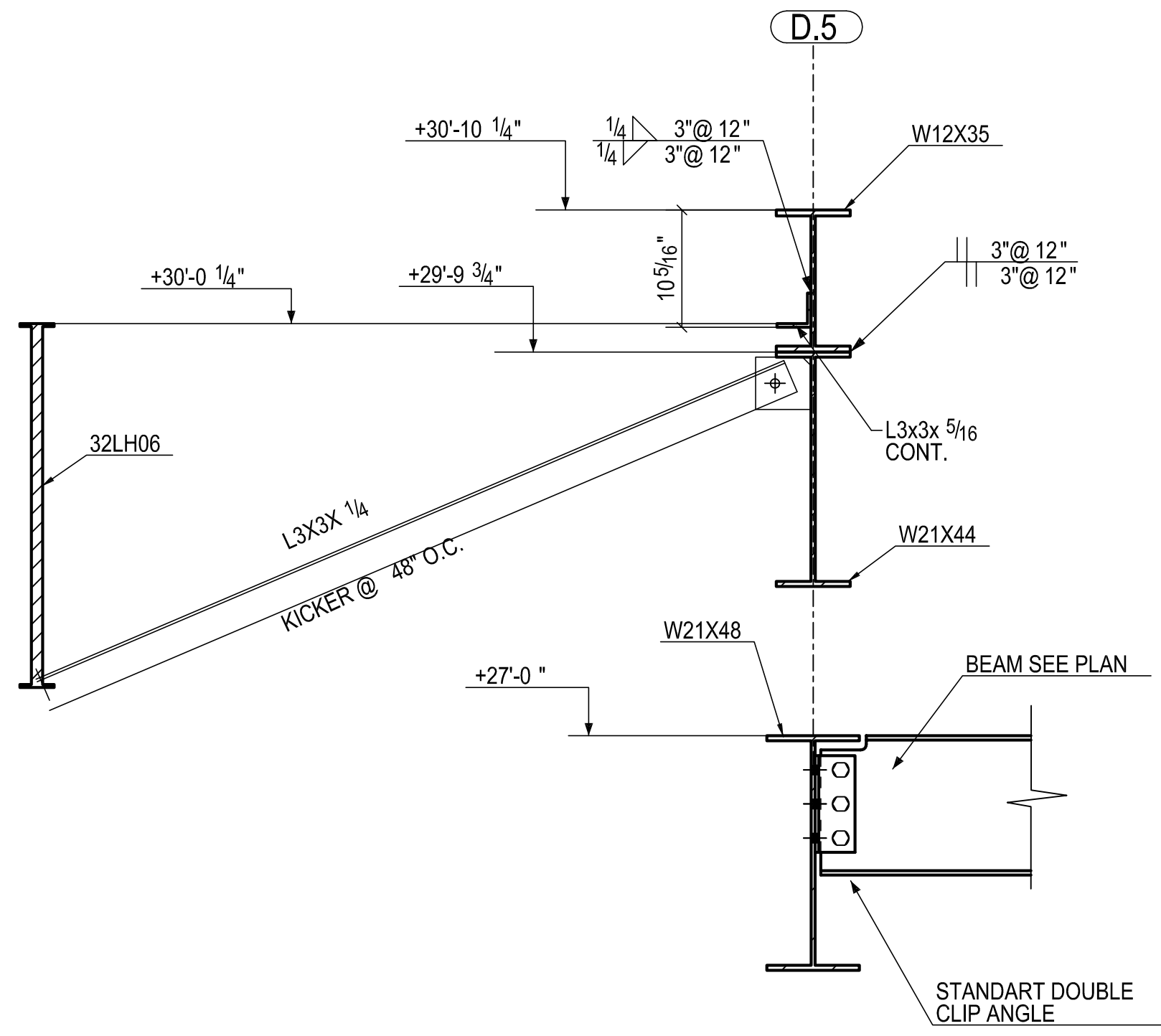
|                          |                           |                                |
|--------------------------|---------------------------|--------------------------------|
| MATL. (UN):<br>A36 UNO   | SURFACE PREP.:            | SHOP PAINT:<br>ONE SHOP COAT U |
| HOLES (UN):<br>13/16 UNO | BOLTS:<br>3/4"Ø A325-N UN | WELDS:<br>E70XX or Equiv       |

|          |                              |
|----------|------------------------------|
| TITLE    | DETAILS & SECTIONS           |
| JOB      | MOORESTOWN LIBRARY/TOWN HALL |
| LOCATION | MOORESTOWN, NEW JERSEY       |
| CONTR.   |                              |
| ENGIN.   | ELTON & THOMPSON, P.C.       |

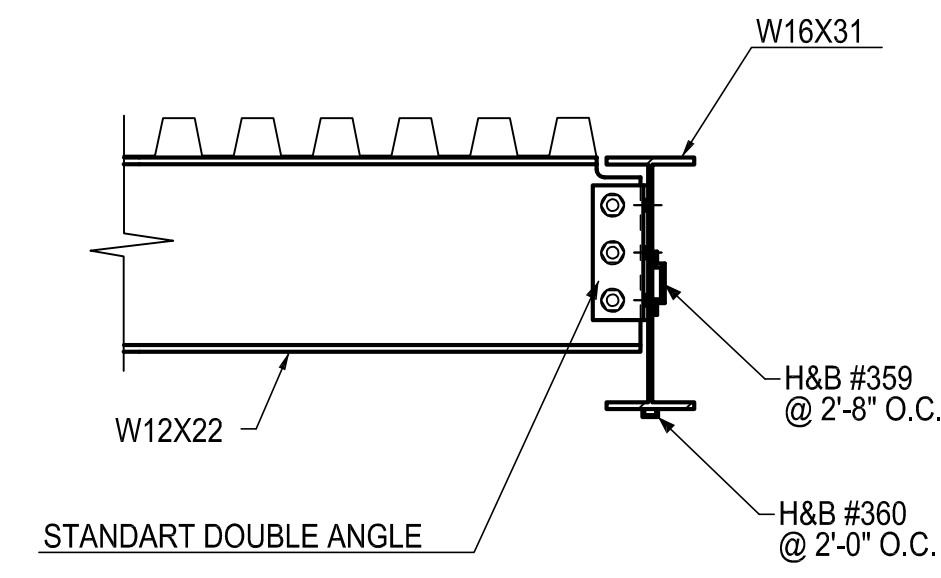
|             |                |                |       |
|-------------|----------------|----------------|-------|
| MADE: D5    | DATE: 02.28.13 | FIELD CHECKED: | DATE: |
| CHECKED: D5 | DATE: 02.28.13 | PLANT:         |       |

|       |    |          |                          |
|-------|----|----------|--------------------------|
| REV.# | BY | DATE     | REVISION                 |
| 05    |    | 05.21.13 | PER FIELD FIX SECTION 42 |
| 05    |    | 02.28.13 | PER CHECK                |
| 05    |    | 01.21.13 | PER CHECK                |
| 05    |    | 01.08.13 | PER CHECK                |

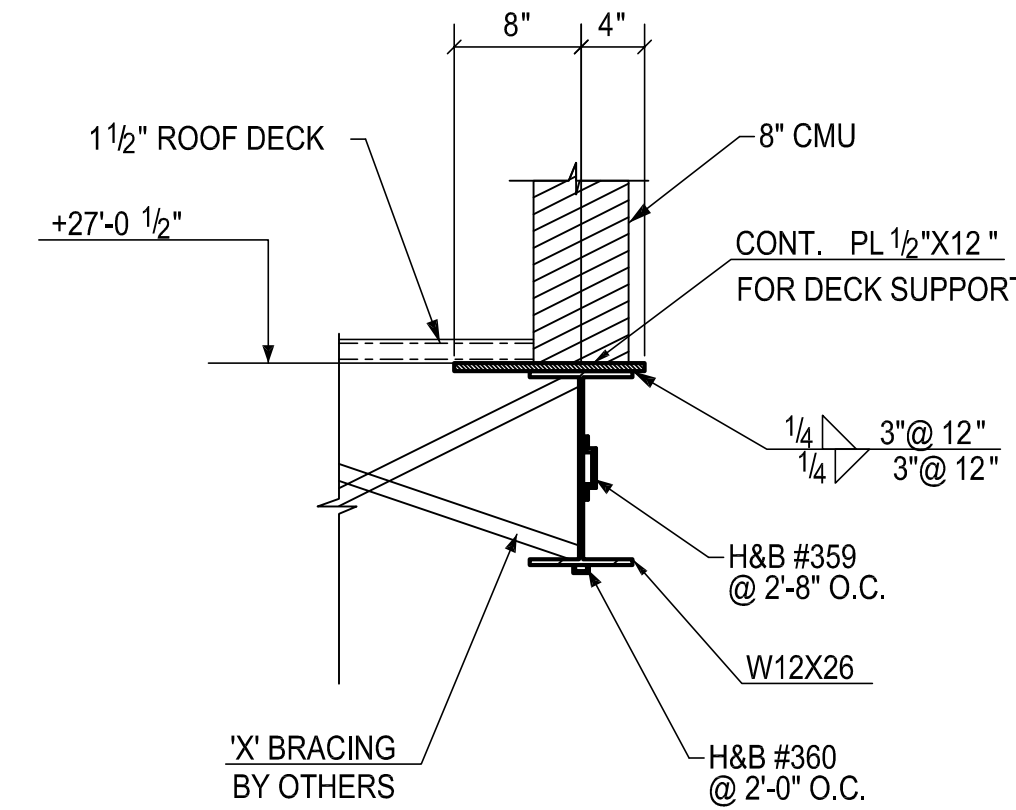
|          |      |       |      |
|----------|------|-------|------|
| JOB NO.: | 3369 | SHEET | REV. |
|          |      | E12   | - 3  |



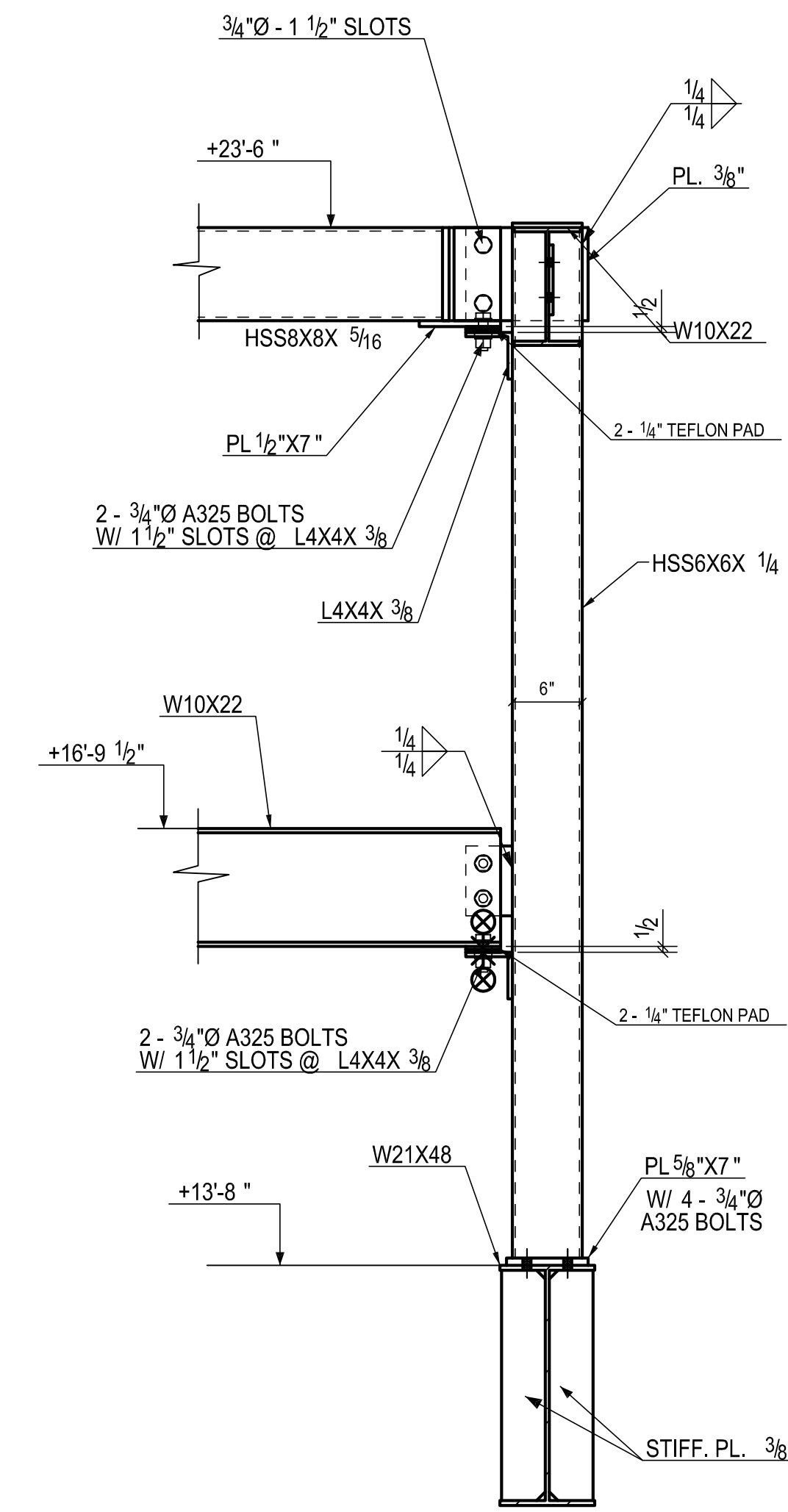
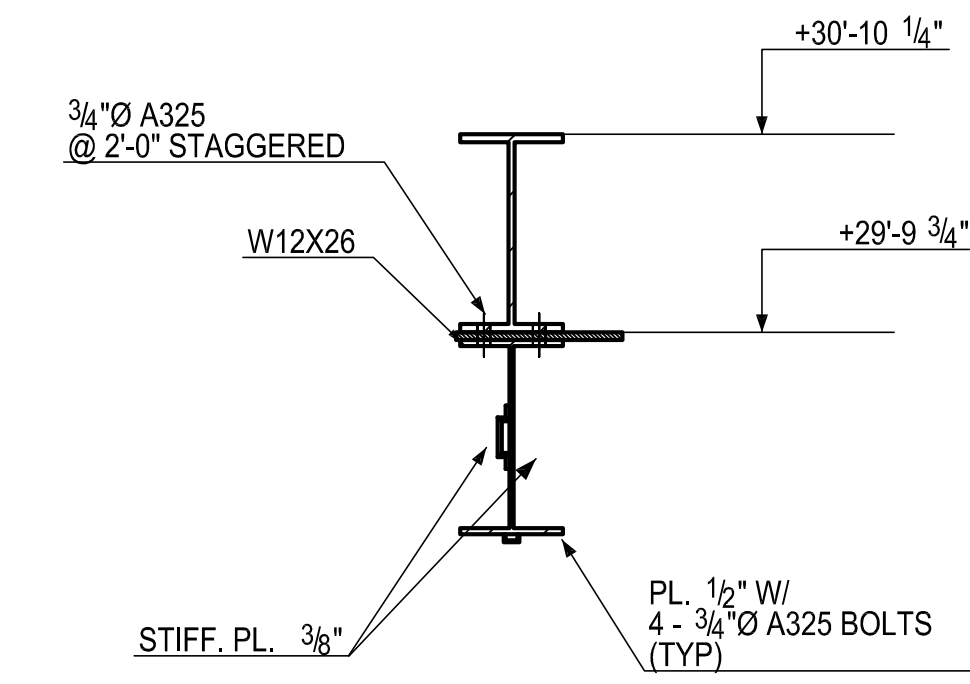
**SECTION 46**  
(RE : 19/ S202)  
(E2)



**SECTION 47**  
(RE : 8/ S202)  
(E2)



**SECTION 48**  
(RE : 7/ S202)  
(E2)



**SECTION 49**  
(E1) (E2)

APPROVAL/REVIEW AUTHORITY:  
PLEASE REVIEW THIS DRAWING CAREFULLY.  
IT REPRESENTS OUR PROFESSIONAL OPINION OF THE INTENT OF THE CONTRACT DOCUMENTS. HOWEVER, THE STEEL FABRICATOR AND THE STRUCTURAL STEEL DETAILER ASSUME NO RESPONSIBILITY FOR THE ACCURACY OF THE INFORMATION SHOWN ON THIS DRAWING. THIS IS THE RESPONSIBILITY OF THE BUILDER.  
IT WILL BE ASSUMED THAT ALL INFORMATION SHOWN HEREIN HAS THE APPROVATION OF THE APPROVAL AUTHORITY UNLESS NOTED TO THE CONTRARY ON THIS DRAWING WHEN IT IS RETURNED FROM APPROVAL.  
SUBSEQUENT CHANGES TO INFORMATION SHOWN ON THESE DRAWINGS AFTER FIRST SUBMISSION WILL BE CONSIDERED AS CONTRACT CHANGES.  
ADOPTED BY THE NATIONAL METHOD OF STEEL DEPARTMENT

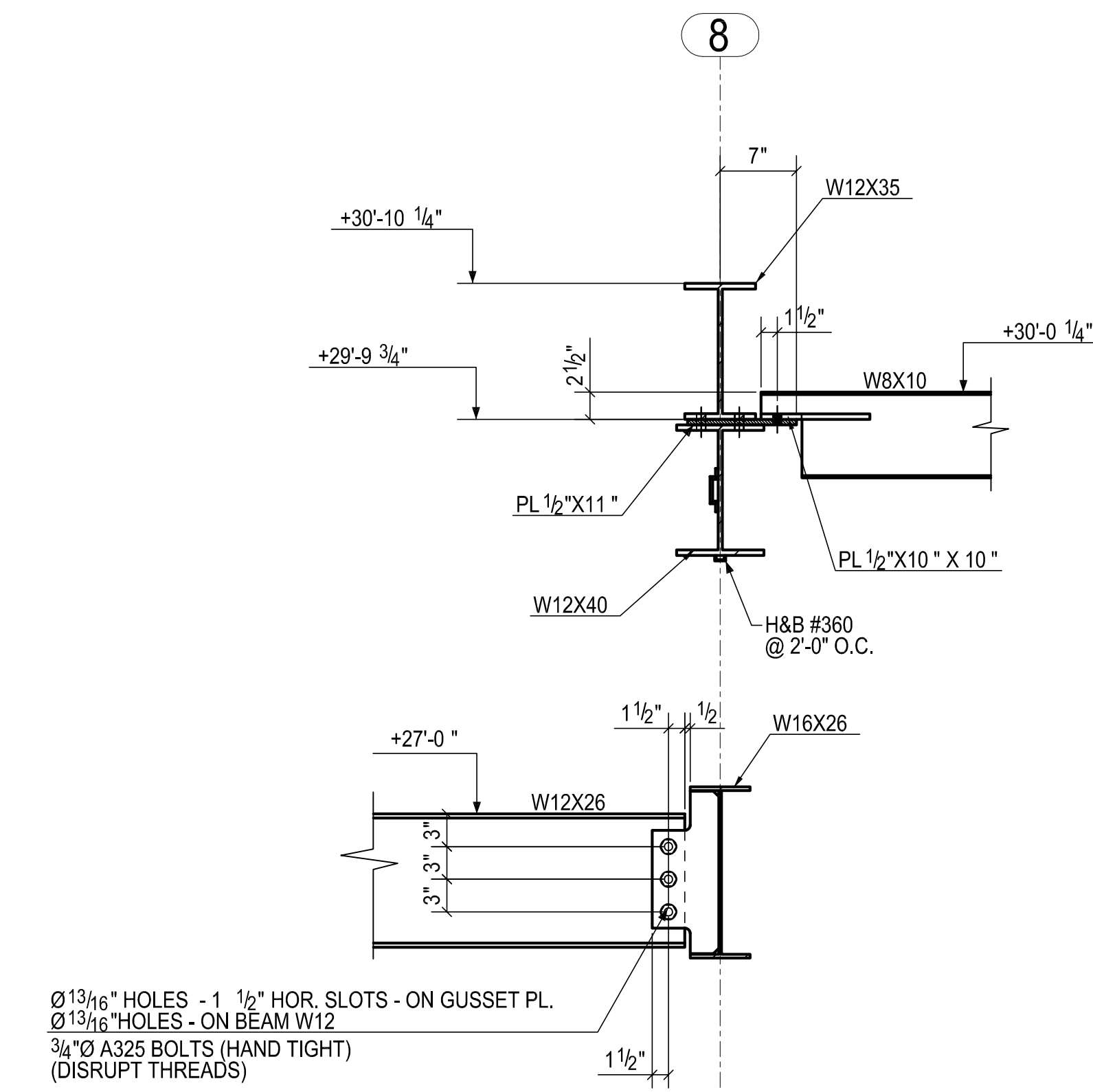
|             |           |                 |                                   |
|-------------|-----------|-----------------|-----------------------------------|
| MATL. (UN): | A36 UNO   | SURFACE PREP.:  | SHOP PAINT:                       |
| HOLES (UN): | 13/16 UNO | BOLTS:          | WELDS:                            |
|             |           | 3/4"Ø A325-N UN | ONE SHOP COAT U<br>E70XX or Equiv |

|          |                              |
|----------|------------------------------|
| TITLE    | DETAILS & SECTIONS           |
| JOB      | MOORESTOWN LIBRARY/TOWN HALL |
| LOCATION | MOORESTOWN, NEW JERSEY       |
| CONTR.   |                              |
| ENGIN.   | ELTON & THOMPSON, P.C.       |

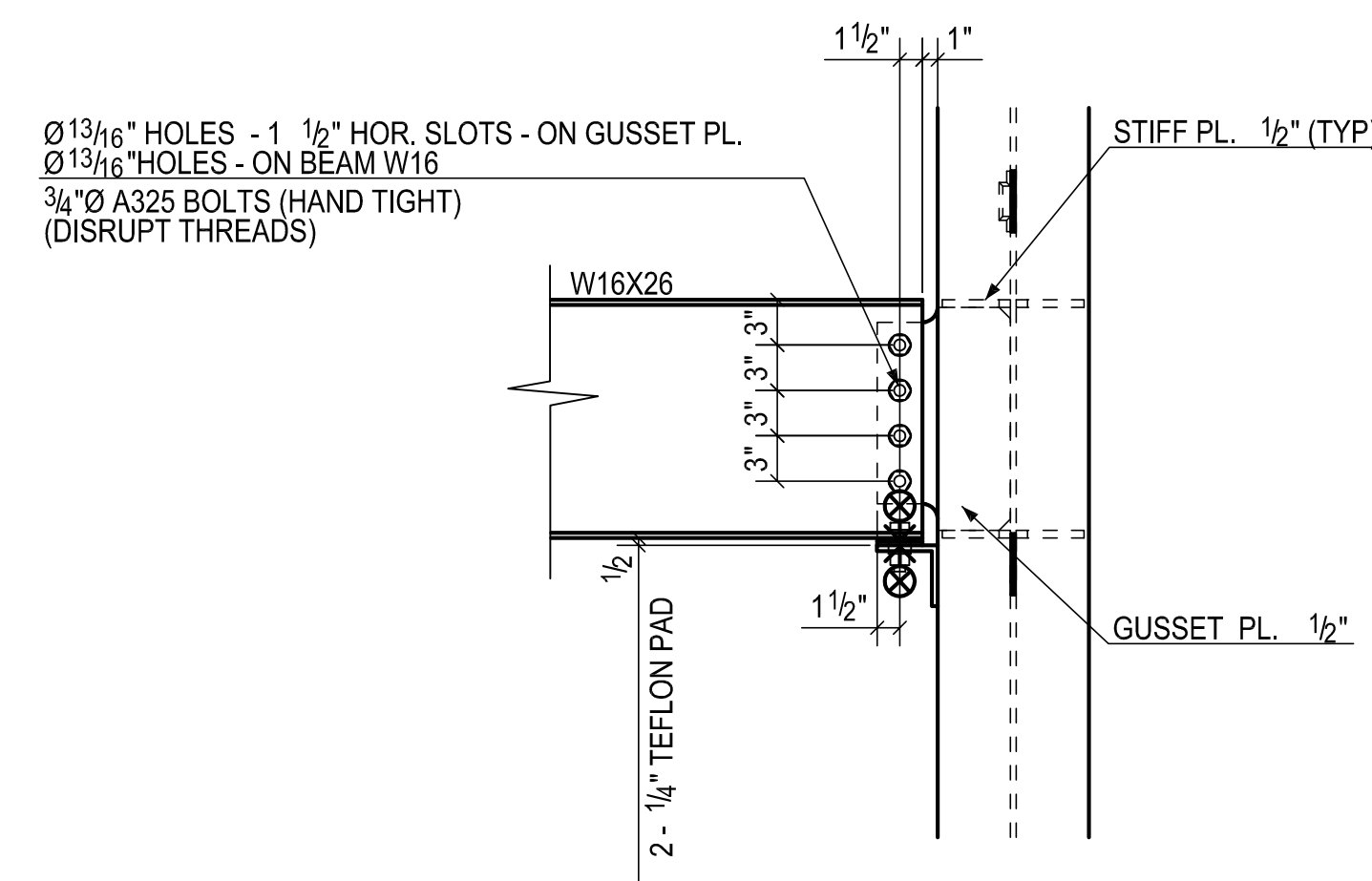
|             |                |                |       |
|-------------|----------------|----------------|-------|
| MADE: DS    | DATE: 04.26.13 | FIELD CHECKED: | DATE: |
| CHECKED: DS | DATE: 04.26.13 | PLANT:         |       |

|          |      |       |      |
|----------|------|-------|------|
| JOB NO.: | 3369 | SHEET | REV. |
|          |      | E13   | - 3  |

|       |    |          |           |
|-------|----|----------|-----------|
| △     | DS | 04.28.13 | PER CHECK |
| △     | DS | 02.28.13 | PER CHECK |
| △     | DS | 01.21.13 | PER CHECK |
| △     | DS | 01.08.13 | PER CHECK |
| REV.# | BY | DATE     | REVISION  |



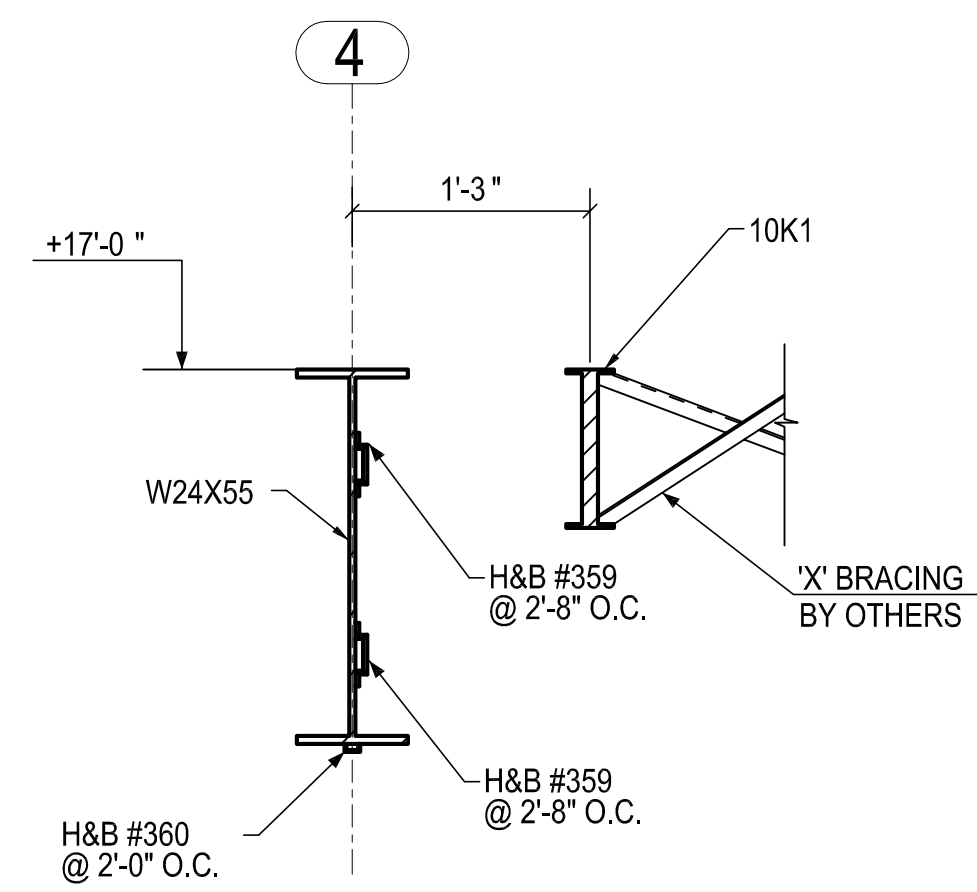
**SECTION 50**  
(E2,E4)



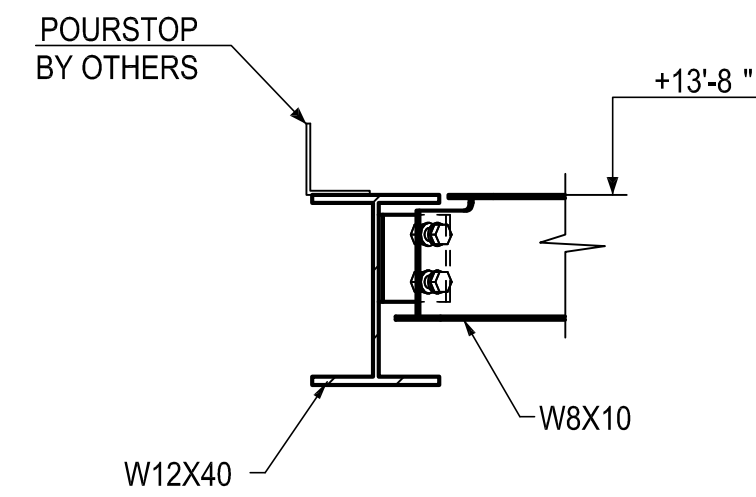
**SECTION 51**  
(E4,E6)

Ø13/16" HOLES - 1 1/2" HOR. SLOTS - ON GUSSET PL.  
Ø13/16" HOLES - ON BEAM W16  
3/4"Ø A325 BOLTS (HAND TIGHT) (DISRUPT THREADS)

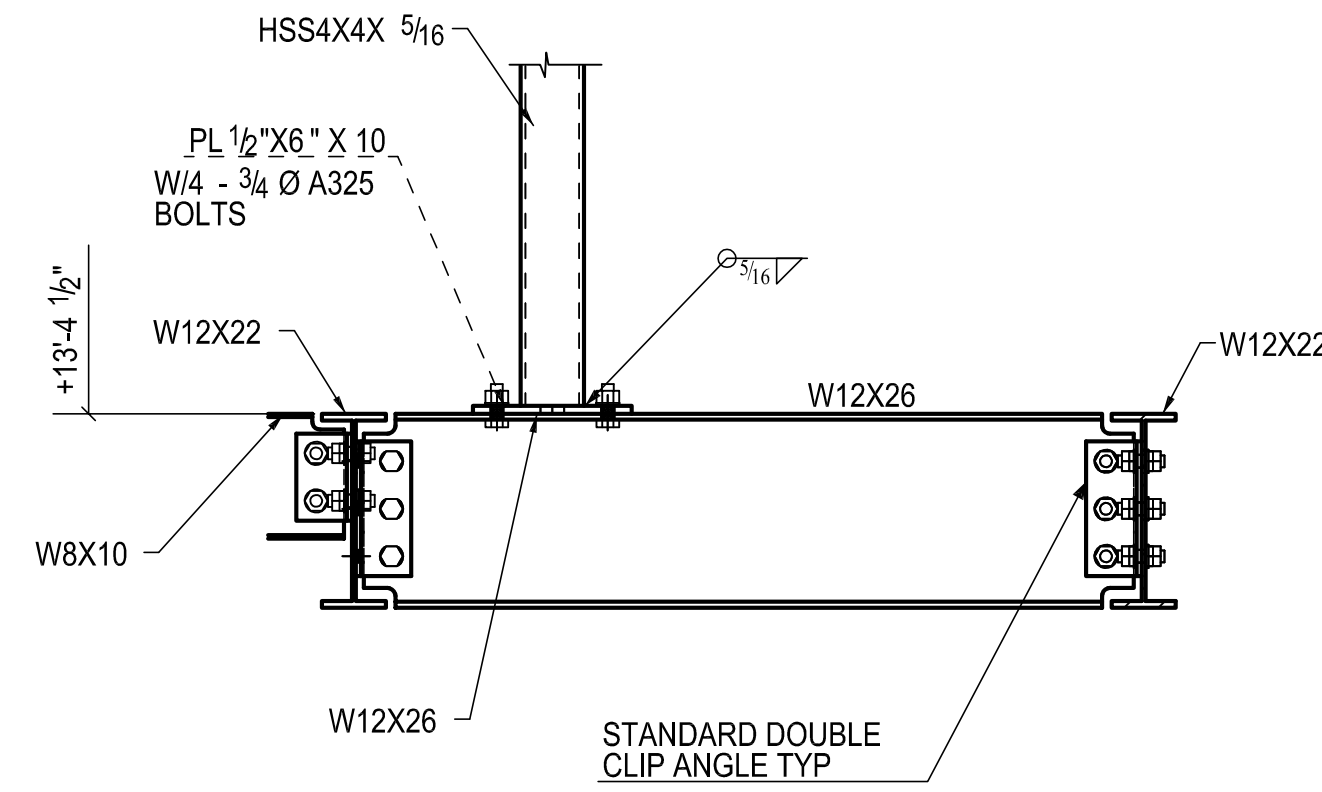
Ø13/16" HOLES - 1 1/2" HOR. SLOTS - ON GUSSET PL.  
Ø13/16" HOLES - ON BEAM W12  
3/4"Ø A325 BOLTS (HAND TIGHT) (DISRUPT THREADS)



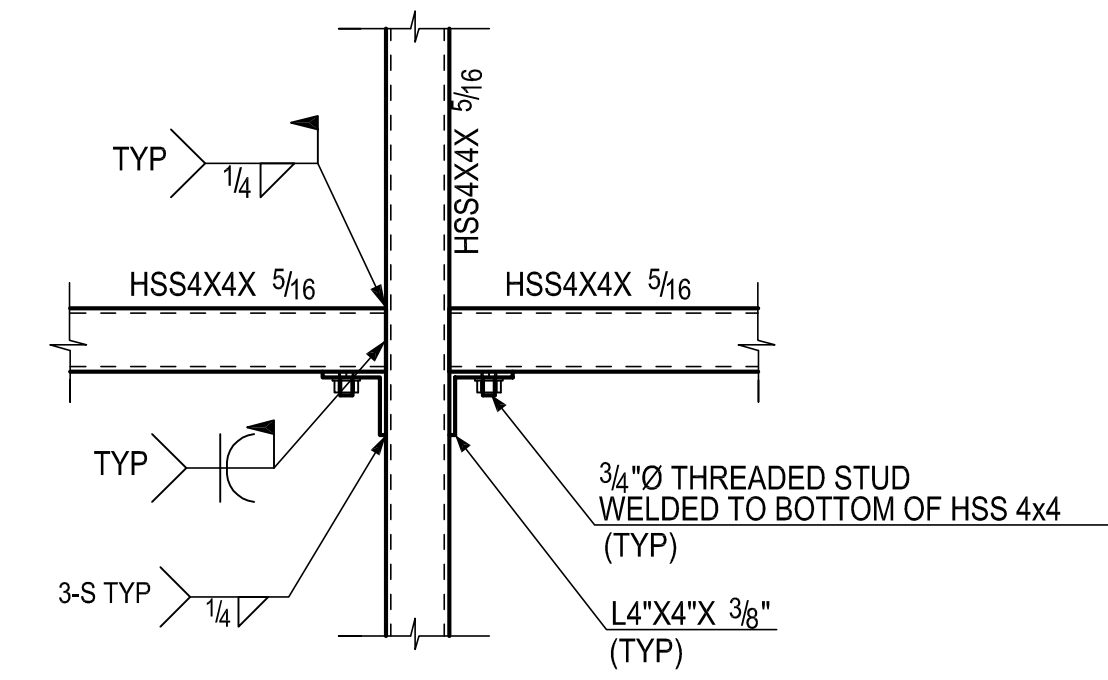
**SECTION 52**  
(RE : 28/ S201)  
(E3,E7)



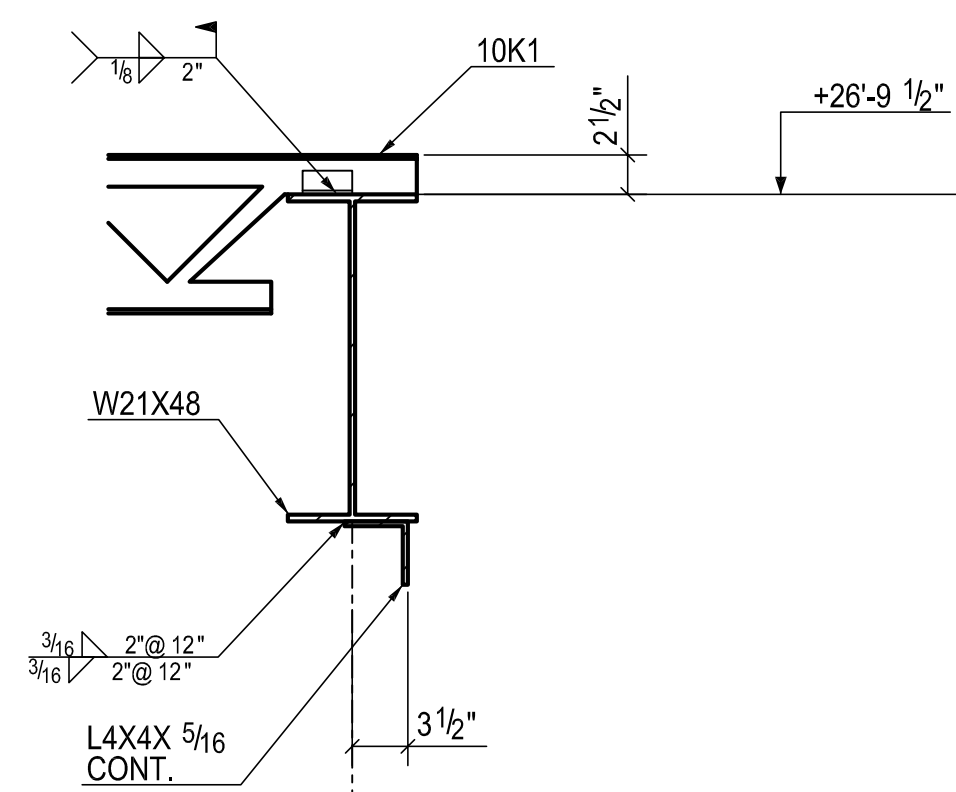
**SECTION 53**  
(RE : 2/ S201)  
(E3)



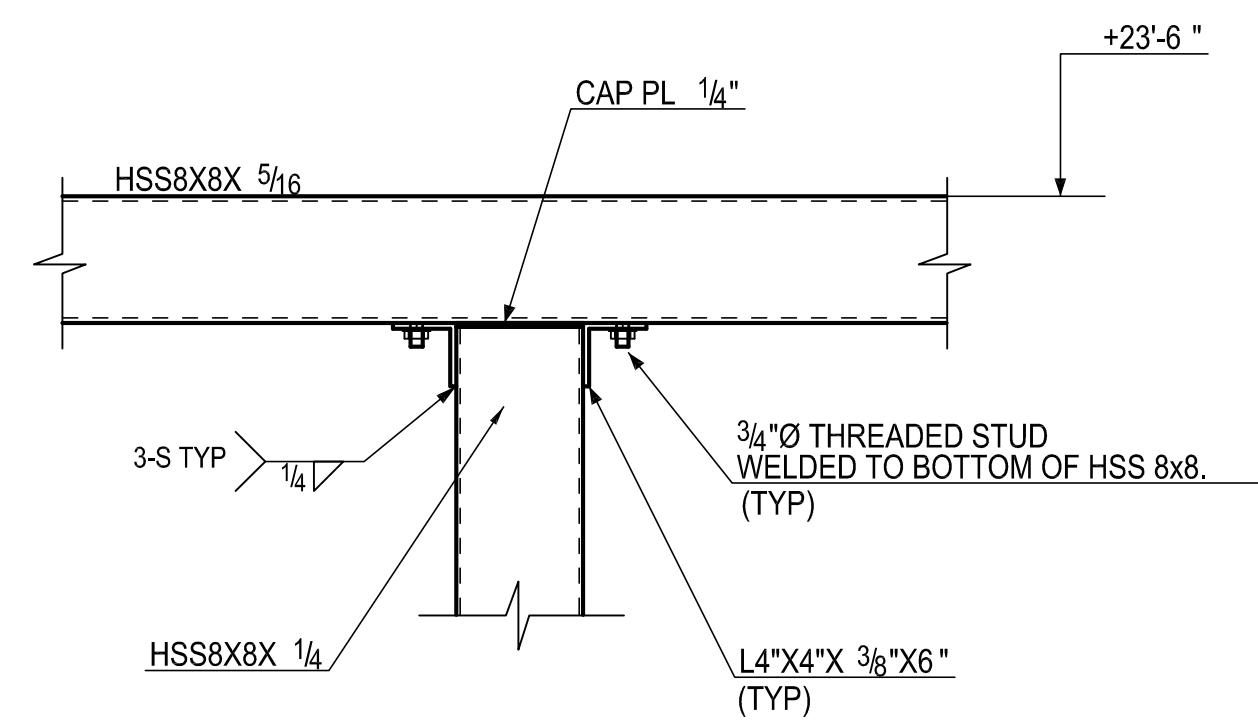
**SECTION 54**  
(RE : 6/ S203)  
(E5)



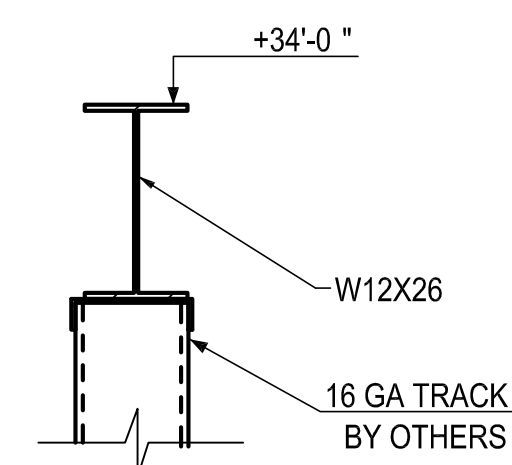
**SECTION 55**  
(E4)



**SECTION 56**  
(RE : 1/ S203)  
(E4)



**SECTION 57**  
(CHOWNS MARK E4)  
(E4)



**SECTION 58**  
(RE : 21/ S202)  
(E4)

APPROVAL/REVIEW AUTHORITY:  
PLEASE REVIEW THIS DRAWING CAREFULLY.  
IT REPRESENTS OUR BEST PROFESSIONAL JUDGMENT OF THE INTENT OF THE CONTRACT DOCUMENTS. HOWEVER, THE STEEL FABRICATOR AND THE STRUCTURAL STEEL DETAILER ASSUME NO RESPONSIBILITY FOR THE ACCURACY OF THE INFORMATION SHOWN ON THIS DRAWING. THIS IS THE RESPONSIBILITY OF THE ENGINEER.  
  
IT WILL BE ASSUMED THAT ALL INFORMATION SHOWN HEREIN HAS THE APPROBATION OF THE APPROVAL AUTHORITY UNLESS NOTED TO THE CONTRARY ON THIS DRAWING WHEN IT IS RETURNED FROM APPROVAL.  
  
SUBSEQUENT CHANGES TO INFORMATION SHOWN ON THESE DRAWINGS AFTER FIRST SUBMISSION WILL BE CONSIDERED AS CONTRACT CHANGES.  
  
ADOPTED BY THE NATIONAL INSTITUTE OF BUILDING SYSTEMS (NIBS)

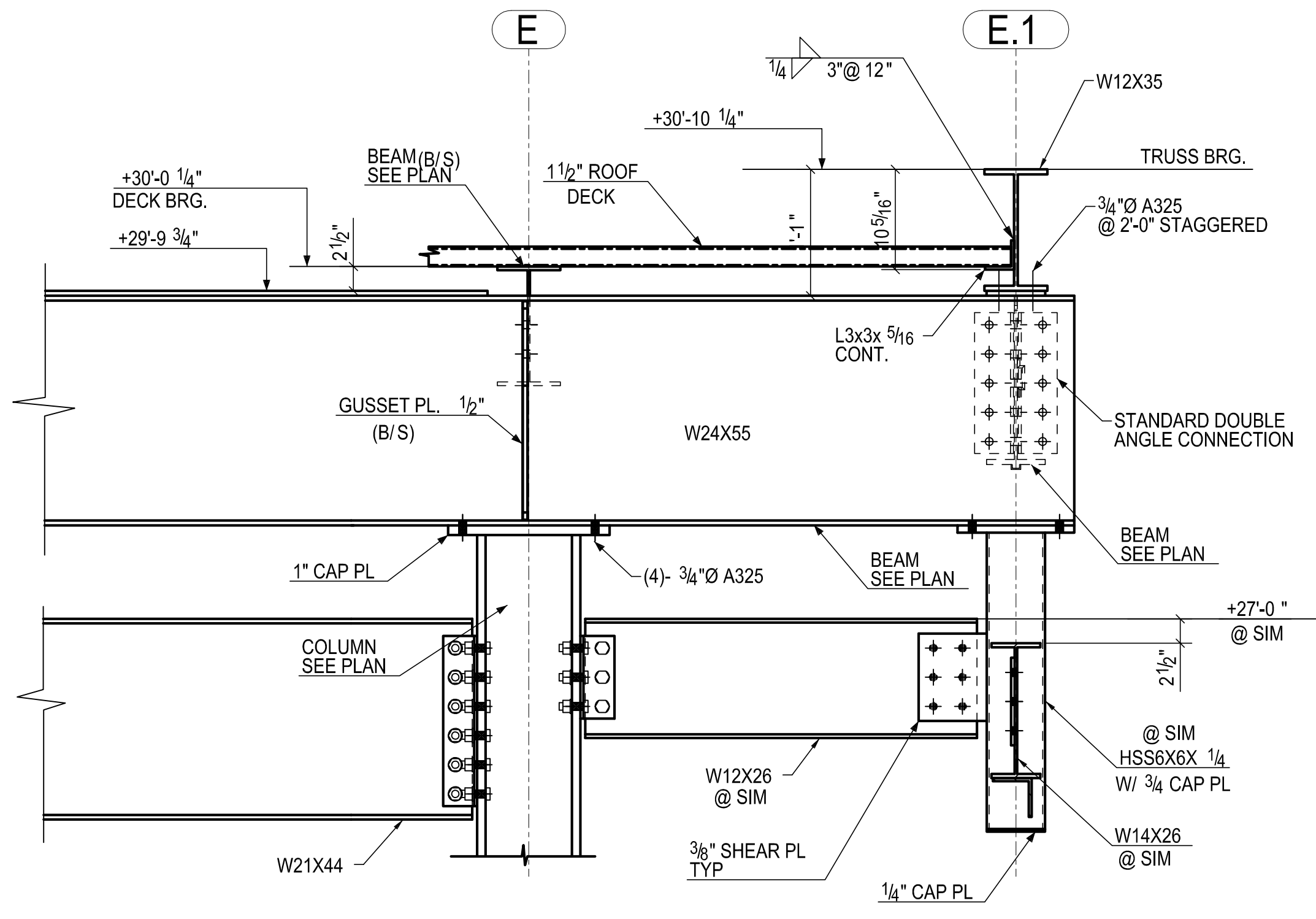
|             |           |                  |                 |
|-------------|-----------|------------------|-----------------|
| MATL. (UN): | A36 UNO   | SURFACE PREP.:   | SHOP PAINT:     |
| HOLES (UN): | 13/16 UNO | BOLTS:           | ONE SHOP COAT U |
|             |           | 3/4" Ø A325-N UN | E70XX or Equiv  |

|          |                              |
|----------|------------------------------|
| TITLE    | DETAILS & SECTIONS           |
| JOB      | MOORESTOWN LIBRARY/TOWN HALL |
| LOCATION | MOORESTOWN, NEW JERSEY       |
| CONTR.   |                              |
| ENGIN.   | ELTON & THOMPSON, P.C.       |

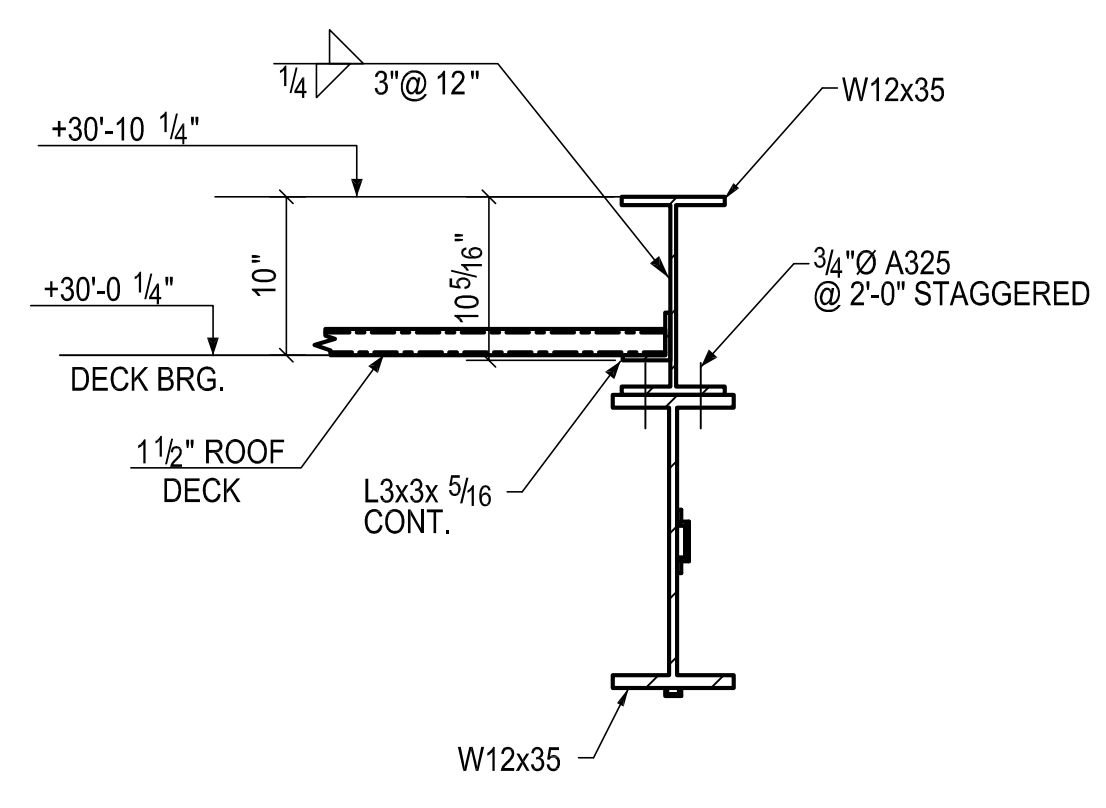
|             |                |                |       |
|-------------|----------------|----------------|-------|
| MADE: D5    | DATE: 05.14.13 | FIELD CHECKED: | DATE: |
| CHECKED: D5 | DATE: 05.14.13 | PLANT:         |       |

|       |    |          |                  |
|-------|----|----------|------------------|
| △     | D5 | 05.14.13 | ADD SECTION VIEW |
| △     | D5 | 02.28.13 | PER CHECK        |
| △     | D5 | 01.08.13 | PER CHECK        |
| REV.# | BY | DATE     | REVISION         |

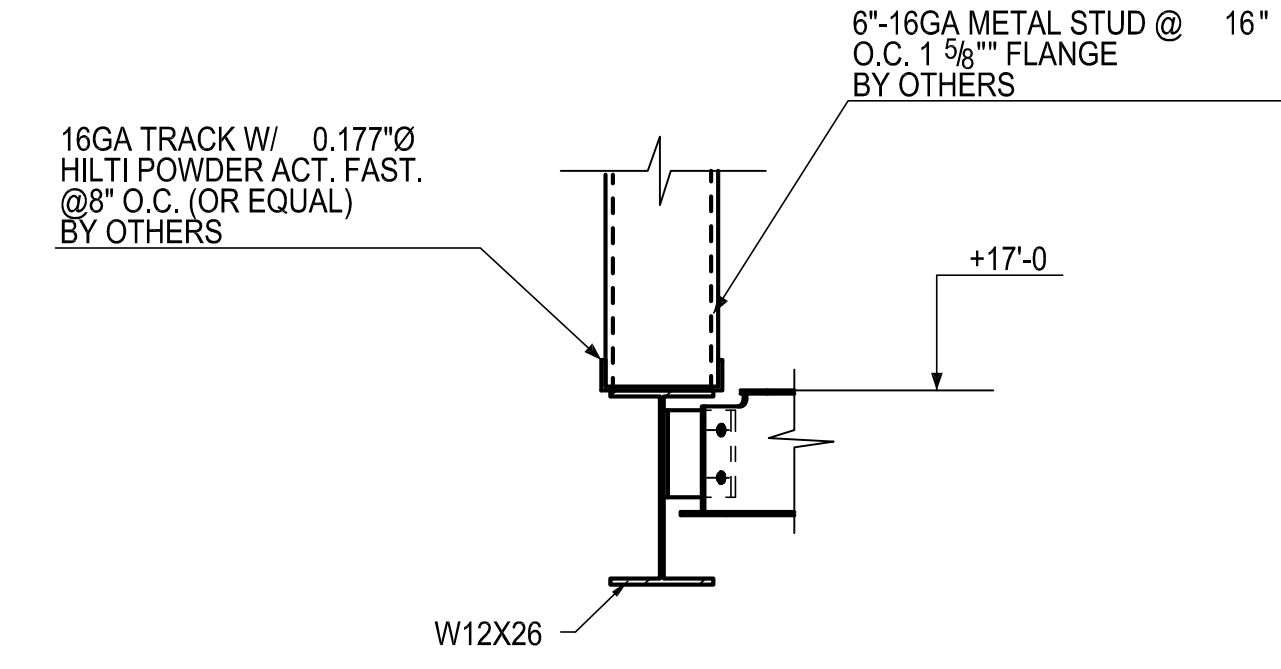
|          |      |       |      |
|----------|------|-------|------|
| JOB NO.: | 3369 | SHEET | REV. |
|          |      | E14   | - 2  |



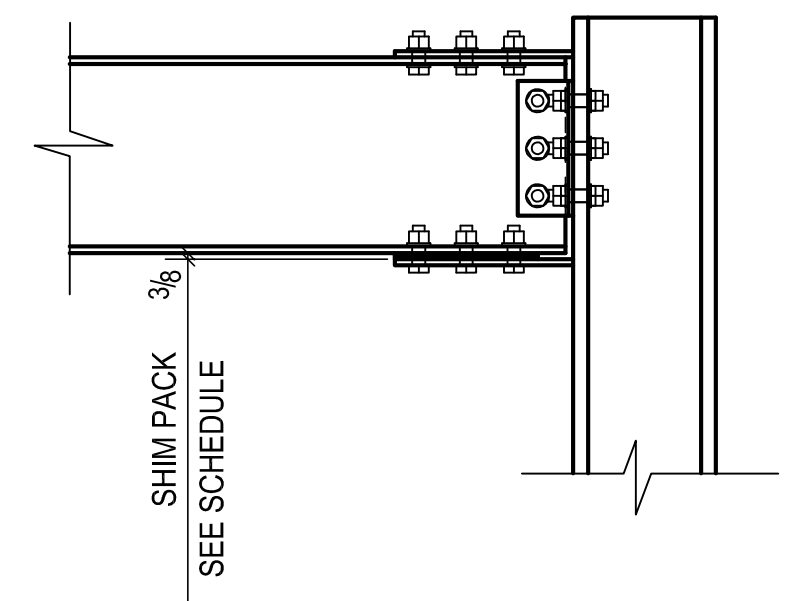
**SECTION 58**  
RE: 9/ S202  
(E6, E8)



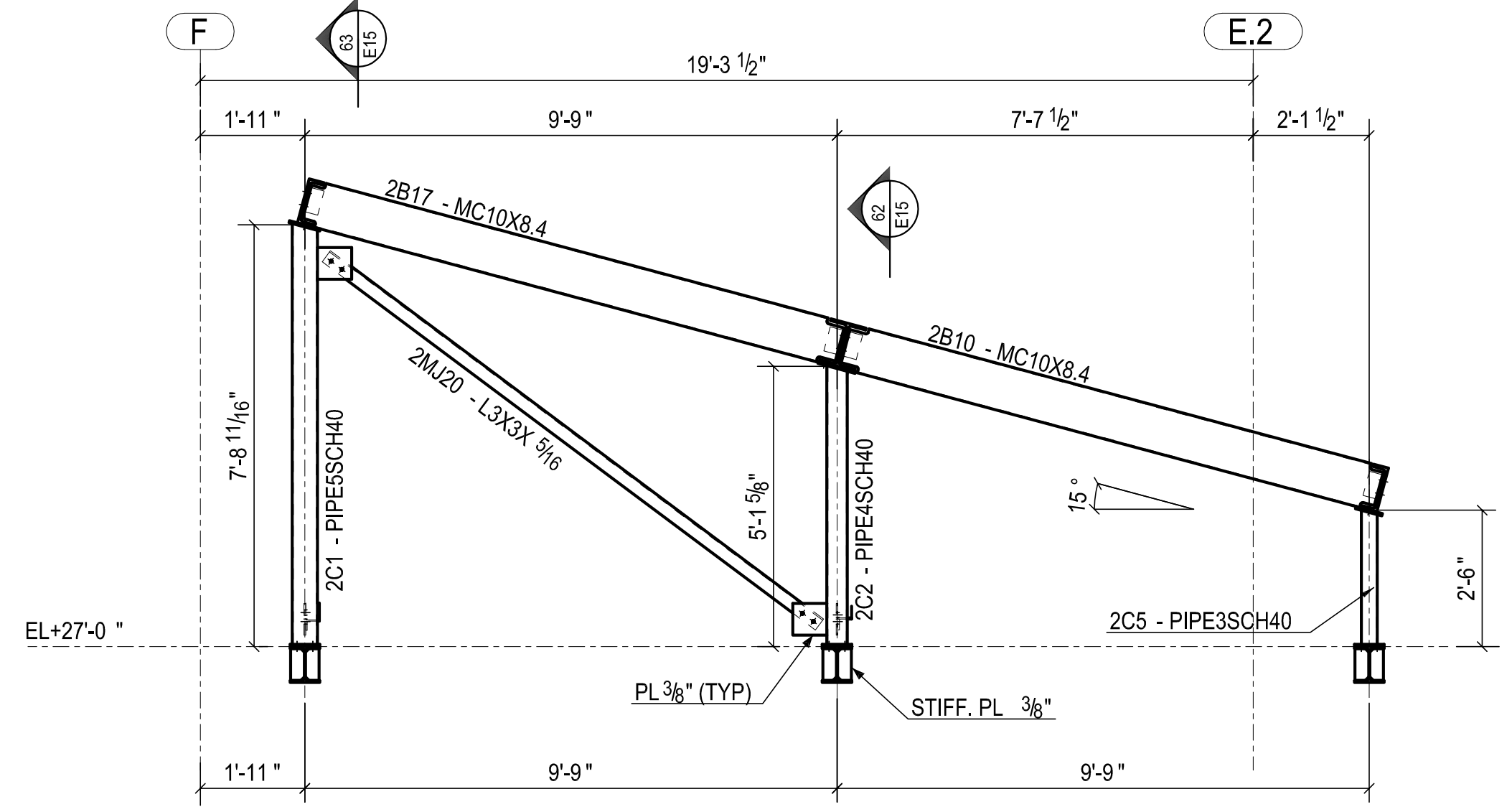
**SECTION 59**  
RE: 5/ S203  
(E8)



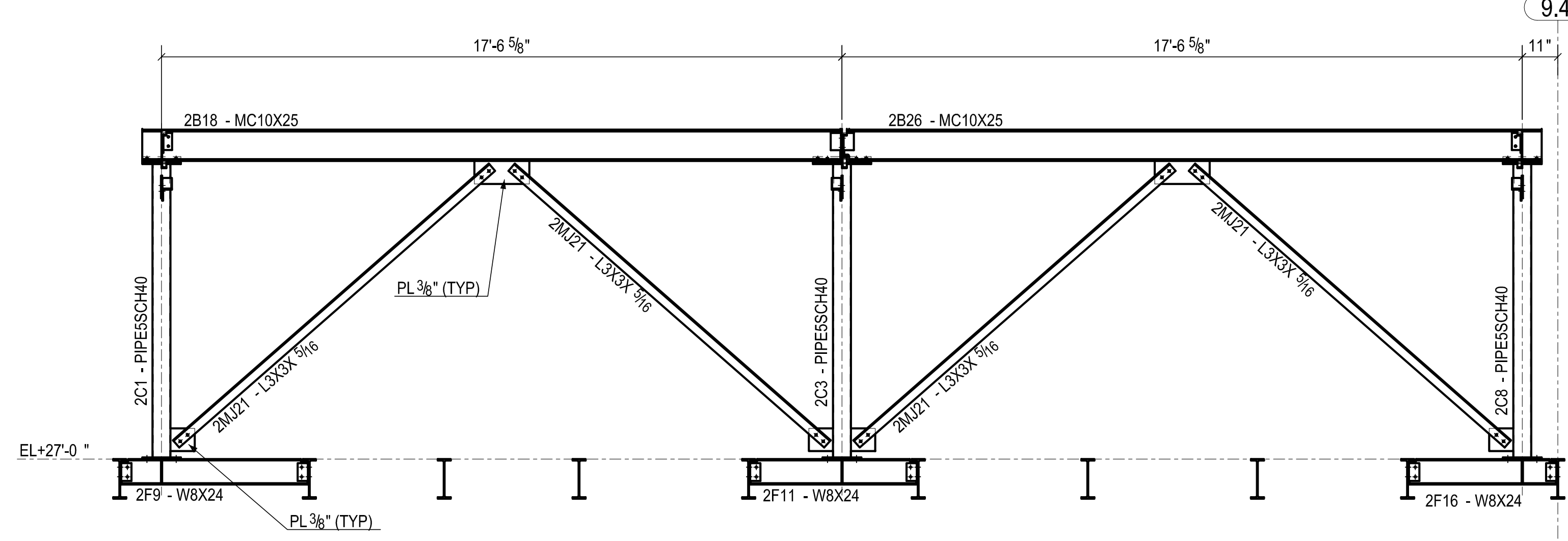
**SECTION 60**  
RE: 22/ S201  
(E3)



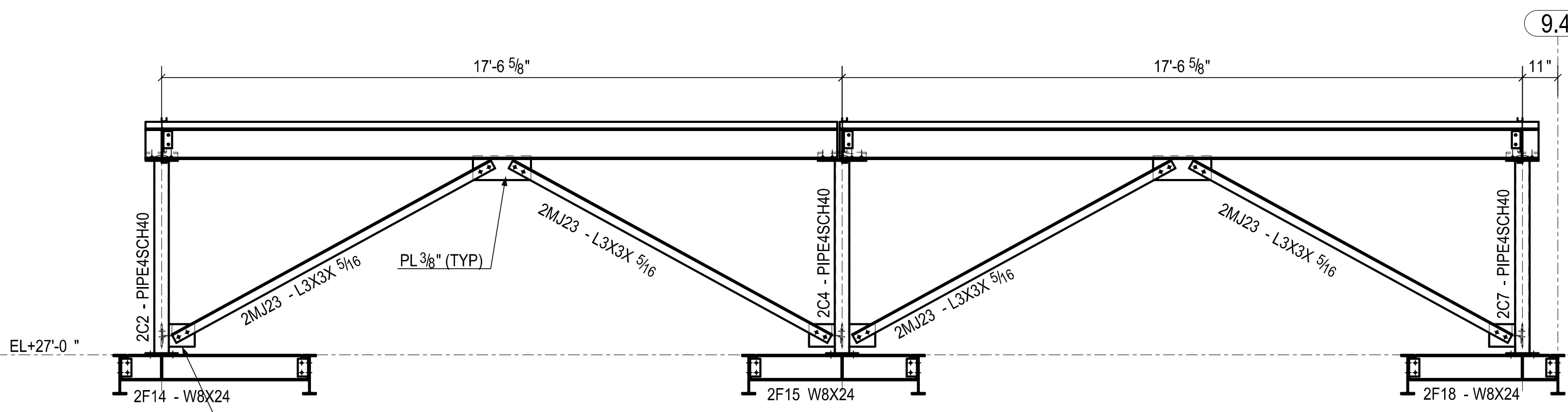
| SHIM PACK SCHEDULE |        |                                           |
|--------------------|--------|-------------------------------------------|
| BOLT ROW           | GAGE   | MARK                                      |
| 1                  | 3 1/2" | 2MJ10, 6MJ2, 8MJ7                         |
|                    | 5 1/2" | 2MJ7, 2MJ9                                |
| 2                  | 2 3/4" | 2MJ13                                     |
|                    | 3 1/2" | 2MJ6, 2MJ11, 4MJ1, 6MJ1, 7MJ9, 8MJ5, 8MJ6 |
|                    | 5 1/2" | 2MJ8, 7MJ3                                |
| 3                  | 2 3/4" | 2MJ15, 2MJ19                              |
|                    | 3 1/2" | 2MJ14, 2MJ16, 4MJ4, 8MJ1                  |
| 4                  | 5 1/2" | 7MJ2, 8MJ2                                |
|                    | 3 1/2" | 1MJ3, 4MJ9                                |
| 5                  | 5 1/2" | 1MJ7, 8MJ3                                |
|                    | 3 1/2" | 1MJ2                                      |
|                    | 5 1/2" | 1MJ1                                      |



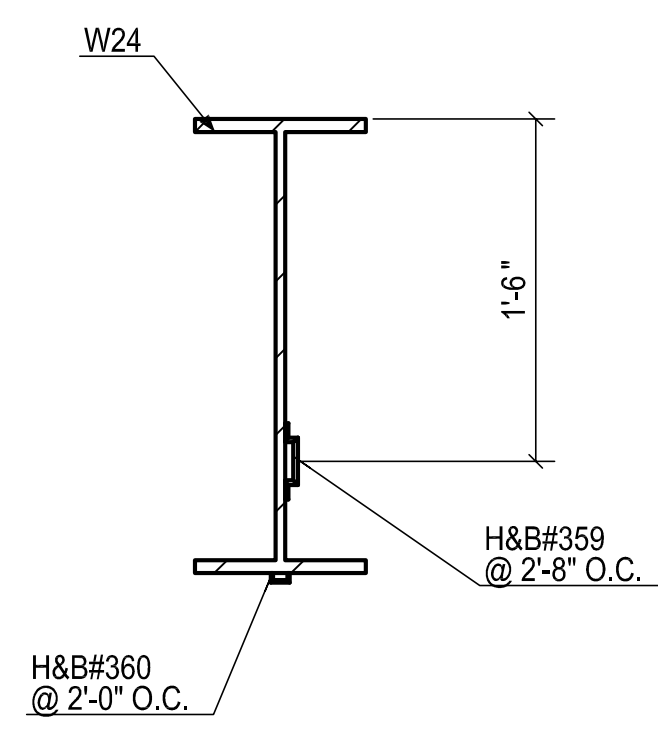
**SECTION 61**  
RE: SKS-2  
(E2)



**SECTION 63**



**SECTION 62**



**SECTION 64**  
(E3)

APPROVAL/REVIEW AUTHORITY:  
PLEASE REVIEW THIS DRAWING CAREFULLY.  
IT REPRESENTS OUR BEST EFFORTS TO MEET THE INTENT OF THE CONTRACT DOCUMENTS. HOWEVER, THE STEEL FABRICATOR AND THE STRUCTURAL STEEL DETAILER ASSUME NO RESPONSIBILITY FOR THE ACCURACY OF THE INFORMATION SHOWN ON THIS DRAWING. THIS IS THE RESPONSIBILITY OF THE OWNER.  
  
IT WILL BE ASSUMED THAT ALL INFORMATION SHOWN HEREIN HAS THE APPROVAL OF THE APPROVAL AUTHORITY UNLESS NOTED TO THE CONTRARY ON THIS DRAWING WHEN IT IS RETURNED FROM APPROVAL.  
  
SUBSEQUENT CHANGES TO INFORMATION SHOWN ON THESE DRAWINGS AFTER FIRST SUBMISSION WILL BE CONSIDERED AS CONTRACT CHANGES.  
  
ADOPTED BY THE NATIONAL INSTITUTE OF STEEL BUILDING SYSTEMS

|             |           |                 |                 |
|-------------|-----------|-----------------|-----------------|
| MATL. (UN): | A36 UNO   | SURFACE PREP.:  | SHOP PAINT:     |
| HOLES (UN): | 13/16 UNO | BOLTS:          | ONE SHOP COAT U |
|             |           | 3/4"Ø A325-N UN | E70XX or Equiv  |

|          |                              |
|----------|------------------------------|
| TITLE    | DETAILS & SECTIONS           |
| JOB      | MOORESTOWN LIBRARY/TOWN HALL |
| LOCATION | MOORESTOWN, NEW JERSEY       |
| CONTR.   |                              |
| ENGIN.   | ELTON & THOMPSON, P.C.       |

|             |                |                |       |
|-------------|----------------|----------------|-------|
| MADE: DS    | DATE: 04.26.13 | FIELD CHECKED: | DATE: |
| CHECKED: DS | DATE: 04.26.13 | PLANT:         |       |

|          |      |       |      |
|----------|------|-------|------|
| JOB NO.: | 3369 | SHEET | REV. |
|          |      | E15   | - 5  |

|       |    |          |           |
|-------|----|----------|-----------|
| △     | DS | 04.28.13 | PER CHECK |
| △     | DS | 04.17.13 | PER CHECK |
| △     | DS | 04.11.13 | PER CHECK |
| △     | DS | 04.10.13 | PER CHECK |
| △     | DS | 02.28.13 | PER CHECK |
| △     | DS | 01.08.13 | PER CHECK |
| REV.# | BY | DATE     | REVISION  |